

**louis poulsen**



CATALOGUE 2023

**“Once you have  
experienced good lighting,  
life is filled with new values.”**

**- Poul Henningsen**

# CONTENTS

DESIGNER OVERVIEW 6

THE FIRST HOUSE OF LIGHT 8

NEWS 18

PENDANTS 50

FLOOR LAMPS 126

TABLE LAMPS 152


WALL LAMPS 192

OUTDOOR 220

TECHNICAL INFO 252

# DESIGNER

# OVERVIEW




## POUL HENNINGSEN

Poul Henningsen, the original master of light, focused on providing the glare-free light which has become characteristic of Louis Poulsen design.



## ANNE BOYSEN

The talented designer Anne Boysen works in the intersection between art, design and architecture, encouraging us to experiencespaces through design.



## ARNE JACOBSEN

Arne Jacobsen is a world-famous Danish architect and designer. Following the modernist and functional ethos, his work is minimalistic and beautiful.



## NENDO - OKI SATO

nendo design studio, founded in 2002 by the Japanese designer Oki Sato, creates beautiful minimalist products that feature soft, organic shapes.




## LOUISE CAMPBELL

The playful, experimental vibe of Louise Campbell's designs is what makes each of them stand out, especially Collage and LC Shutters.




## MADS ODGÅRD

The talented designer Mads Odgård creates minimalist designs based on his belief that design must be logical and functional if it is to endure.




## ØIVIND SLAATTO

Øivind Slaatto is a talented designer, whose natural affinity for lighting design is clear in the Patera family he has designed with Louis Poulsen.




## VERNER PANTON

Verner Panton is a world-renowned designer known for his amazing eye for colour and form. Among his most famous designs is the Panthella family.



## VILHELM LAURITZEN

Vilhelm Lauritzen is a famous Danish functionalist architect, who has designed a series of buildings, and the light fixtures for them.



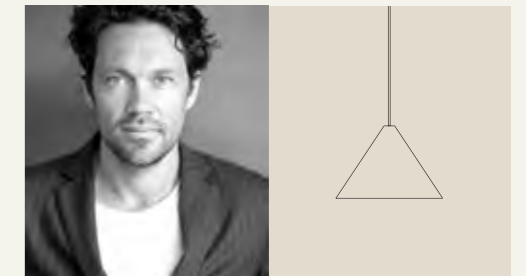
## ANU MOSER

Anu Moser is a Swedish ceramic artist and a specialist in restoring ceramics. She designed the Moser pendant for Louis Poulsen.



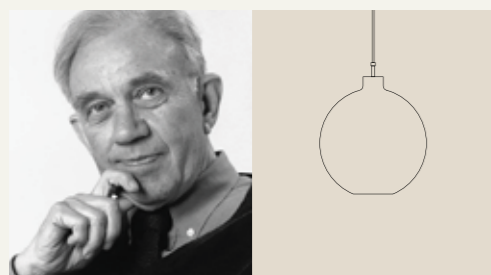
## PETER BYSTED

Peter Bysted, who designed Bysted Garden, is a renowned Danish designer working with everything from graphic design to lighting design.




## JAKOB LANGE - BIG IDEAS

BIG Ideas is a technology-driven division of Bjarke Ingels Group that produces digital solutions to support BIG's designs.




## VILHELM WOHLERT

Vilhelm Wohlert is an award-winning Danish architect who has designed a series of stunning luminaires in collaboration with Louis Poulsen.



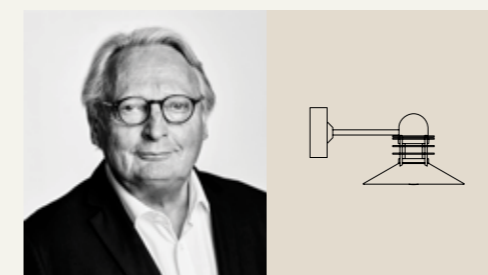
## CLARA VON ZWEIFBERGK

Clara von Zweigbergk is a talented graphic designer who has worked in many fields from fashion and illustration to architecture and furniture design.




## CHRISTIAN FLINDT

Christian Flindt is an award-winning designer whose innovative designs are created with human interaction and connection in mind.




## ALFRED HOMANN

Multi-award-winning architect and designer Alfred Homann is well-known for his outdoor lighting fixtures, that are found around the world.



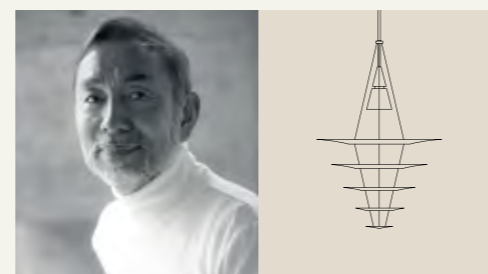
## OLAFUR ELIASSON

Olafur Eliasson is an Icelandic/Danish artist. His work features geometric shapes to create stunning designs like the OE Quasi Light.



## GAMFRATESI

The innovative design duo GamFratesi blend classic Danish furniture design and craftsmanship, with the Italian intellectual and conceptual approach.




## SHOICHI UCHIYAMA


Shoichi Uchiyama is a renowned designer whose Japanese roots are clear in the minimalist look of Enigma, designed in collaboration with Louis Poulsen.



THE  
FIRST  
HOUSE  
OF  
LIGHT







## THE ICONIC THREE-SHADE LAMP

The three-shade lamp designed by Poul Henningsen was introduced in 1926 and has since become an icon. In a time of fabric lampshades, Henningsen had a very innovative approach to lighting design, using mathematics to ensure pleasant and glare-free light. These principles have gone on to lay the foundations for Louis Poulsen's design philosophy.





## DESIGN TO SHAPE LIGHT

We see light as our material. A material that can be shaped to balance between light and dark, form and function, modern and classic. And in that balance, we create exceptional lighting that transforms spaces for people to thrive. That is why, we design to shape light.



## A TRADITION OF COLLABORATION

Louis Poulsen's lighting journey began with a collaboration and over the years we have continued this tradition, working with talented architects and designers to design and produce high quality products that provide exceptional lighting. Among those we have collaborated with are heritage designers like Verner Panton, Arne Jacobsen and Vilhelm Lauritzen, and prominent modern designers like Christian Flindt, GamFratesi and Anne Boysen.





## A SYMBOL OF OUR HERITAGE

To honour our tradition of collaborating, Louis Poulsen held a competition in 1942, where designers were invited to create a logomark for the brand. The winning design by Johan Pedersen, elegantly merged both the initials of the company and the silhouette of the iconic three-shade lamp by Poul Henningsen. This symbol has been reintroduced into the brand's visual identity in 2023, as a tribute to Louis Poulsen's heritage and the original master of light, Poul Henningsen.



# NEWS

2023





# AJ OXFORD

by Arne Jacobsen





# PANTHELLA PORTABLE

NEW SIZE

by Verner Panton







# AJ GARDEN

by Arne Jacobsen






# GARDEN BLACK



FLINDT BOLLARD



BYSTED GARDEN



FLINDT WALL



FLINDT GARDEN

by Christian Flindt / Peter Bysted





# AJ FAMILY NEW COLOURS



by Arne Jacobsen



# PATERA 300

by Øivind Slaatto







# PH 2/2 LUNA

LIMITED EDITION 2023

by Poul Henningsen



# VL 56

by Vilhelm Lauritzen



# PH 3/3 PENDANT

by Poul Henningsen





# PH 5/5 PENDANT

by Poul Henningsen



# NJP WALL BOX

By nendo



# SPECIAL COLLECTION

2023





# THE PALE ROSE COLLECTION

by Poul Henningsen / Vilhelm Lauritzen






# PH 5 RETAKE

by Poul Henningsen





## ARTICHOKE PALE ROSE Ø600

<b>Pendant</b>	<b>Finish:</b> Pale Rose, powder coated.
	<b>Material:</b> Leaves: Laser cut steel. Top shade: Pale Rose spun steel. Frame: High lustre chrome plated; laser cut steel. Suspension: High lustre chrome plated, spun aluminum.
<b>Page:</b> 44	<b>Weight:</b> Max. Max 18,4 kg.
<b>Design:</b> Poul Henningsen	<b>Class:</b> Ingress protection IP20. Electric shock protection I w. ground.
	<b>Light source:</b> E27/E26 100W. LED 2700K/3000K (US & JP).



## PH 2/1 PALE ROSE BRASS

<b>Table lamp</b>	<b>Finish:</b> Brushed untreated brass with fine hairlines. Pale rose coloured glass with white inside.
	<b>Material:</b> Shades: Mouth-blown four-layered pale rose coloured glass with white inside. Glossy on the outside, sandblasted on the inside. Suspension: Brass, brushed and untreated with fine hairlines. Please note the untreated brass will change over time and develop a patina.
<b>Page:</b> 44	<b>Weight:</b> Max. 2 kg.
<b>Design:</b> Poul Henningsen	<b>Class:</b> Ingress protection IP20. Electric shock protection II w/o ground.
	<b>Light source:</b> G9 Max 33W. JP: 40W.



## VL 45 Ø175 / Ø250 PENDANT- PALE ROSE PENDANT

<b>Pendant</b>	<b>Finish:</b> Glossy Pale Rose opal glass. Brushed brass, untreated.
	<b>Material:</b> Shade: Mouth-blown polished Pale Rose opal glass with sandblasted inner side. Pendant fitting: Untreated brushed brass, will patinate.
<b>Page:</b> 44	<b>Weight:</b> Max 2.0 kg.
<b>Design:</b> Vilhelm Lauritzen	<b>Class:</b> Ingress protection IP20. Electric shock protection I w. Ground.
	<b>Light source:</b> Ø 175: E14 20W. E17 (JP) E12 (US) Ø 250: E27/E26 100W



## PH 3/3 - PALE ROSE PENDANT

<b>Pendant</b>	<b>Finish:</b> Brushed untreated brass with fine hairlines. Pale Rose coloured glass with white inside.
	<b>Material:</b> Shades: Mouth-blown four-layered pale rose coloured glass with white inside. Glossy on the outside, sandblasted on the inside. Suspension: Brass, brushed and untreated with fine hairlines. Please note the untreated brass will change over time and develop patina.
<b>Page:</b> 44	<b>Weight:</b> Max. 2.1 kg
<b>Design:</b> Poul Henningsen	<b>Class:</b> Ingress protection IP20. Electric shock protection II w/o ground.
	<b>Light source:</b> Light source: E26/E27 70W.



## PH 2/2 QUESTION MARK - PALE ROSE

<b>Table lamp</b>	<b>Finish:</b> Untreated brushed brass with fine hairlines. Pale Rose glass.
	<b>Material:</b> Shades: Mouth-blown four-layered pale rose coloured glass with white inside. Socket housing, shade holder, stem, base and switch: Brass, brushed and untreated.
<b>Page:</b> 44	<b>Weight:</b> Max. 1,9 kg.
<b>Design:</b> Poul Henningsen	<b>Class:</b> Ingress protection IP20. Electric shock protection II w/o ground.
	<b>Light source:</b> E27/E26. Max. 25W.




## PH 3 1/2-3 PALE ROSE BRASS

<b>Pendant</b>	<b>Finish:</b> Brushed untreated brass with fine hairlines. Pale rose coloured glass with white inside.
	<b>Material:</b> Shades: Mouth-blown four-layered pale rose coloured glass with white inside. Glossy on the outside, sandblasted on the inside. Suspension: Brass, brushed and untreated with fine hairlines. Please note the untreated brass will change over time and develop a patina.
<b>Page:</b> 44	<b>Weight:</b> Max. 2.5kg.
<b>Design:</b> Poul Henningsen	<b>Class:</b> Ingress protection IP20. Electric shock protection II w/o ground.
	<b>Light source:</b> E27/E26 Max 60W US: Max 40W.



## PH 2/2 QUESTION MARK - WHITE / CHROME

<b>Table lamp</b>	<b>Finish:</b> White opal glass. Chrome plated.
	<b>Material:</b> Shades: Mouth-blown white opal three-layered glass. Glossy on the outside, sandblasted on the inside. Socket housing, shade holder, stem, base and switch: High lustre chrome plated, brass.
<b>Page:</b> 44	<b>Weight:</b> Max. 1,9 kg.
<b>Design:</b> Poul Henningsen	<b>Class:</b> Ingress protection IP20. Electric shock protection II w/o ground.
	<b>Light source:</b> E27/E26. Max. 25W.



## PH 5 RETAKE

<b>Pendant</b>	<b>Finish:</b> The metal surface is raw after being stripped of former paint. As a result of the stripping process the finish of the aluminium surface naturally varies in darker and lighter tones. The lower shade made of steel has a different surface and may appear with occasional rust.
	<b>Material:</b> Lower shade: Spun steel. Other shades: Spun aluminium. Struts: Rolled aluminium. Diffuser: Frosted glass.
<b>Page:</b> 46	<b>Weight:</b> Max. 3.5 kg.
<b>Design:</b> Poul Henningsen	<b>Class:</b> Ingress protection IP20. Electric shock protection II w/o ground.
	<b>Light source:</b> 75W E27



## PH 3/2 PALE ROSE TABLE

<b>Wall lamp</b>	<b>Finish:</b> Untreated brushed brass with fine hairlines. White opal glass.
	<b>Material:</b> Mouth-blown four-layered pale rose coloured glass with white inside. Socket housing, shade holder, stem, base and switch: Brass, untreated with fine hairlines. Bottom diffuser: Glass, acid etched on outer surface. Please note the untreated brass will patinate.
<b>Page:</b> 44	<b>Weight:</b> Max. 2,2 kg
<b>Design:</b> Poul Henningsen	<b>Class:</b> Ingress protection IP20. Electric shock protection II w/o ground
	<b>Light source:</b> E27 / E26. Max 15W LED only

# PENDANTS

# PENDANTS



ABOVE



AJ ROYAL



CIRQUE



COLLAGE



DOO-WOP



PH 5



PH5, MONOCHROME



PH 5 MINI



PH 5 MINI, MONOCHROME



PH 5-41/2 & PH 61/2-6



ENIGMA



KEGLEN



LC SHUTTERS



MOSER



OE QUASI



PH ARTICHOKE



PH ARTICHOKE GLASS



PH LOUVRE



PH SEPTIMA



PH SNOWBALL



PATERA



PATERA OVAL



PH 2/1 GLASS PENDANT



PH 2/1 STEM FITTING



PH 3/2 ACADEMY



TOLDBOD PENDANT



TOLDBOD GLASS PENDANT



VL 45 RADIOHUS PENDANT



VL RING CROWN



WOHLERT



PH 3/2 GLASS PENDANT



PH 31/2-3 GLASS PENDANT



PH 31/2-3 PENDANT



PH 4/3 PENDANT



PH 41/2-4 GLASS PENDANT



LP GRAND 320



DEPENDANT



# ABOVE

by Mads Odgård







# AJ ROYAL

by Arne Jacobsen





C  
I  
R  
Q  
U  
E

by Clara von Zweigbergk



# COLLAGE

by Louise Campbell







# DOO-WOP

by Louis Poulsen





# ENIGMA

by Shoichi Uchiyama





# KEGLEN

by BIG Ideas, Jakob Lange





# LC SHUTTERS

by Louise Campbell



# MOSER

by Anu Moser





# OE QUASI LIGHT



by Olafur Eliasson





P  
A  
T  
E  
R  
R  
A

by Øivind Slaatto





# PATERA OVAL

by Øivind Slaatto



# PH 2/1 GLASS PENDANT



by Poul Henningsen





# PH 2/1 STEM FITTING

by Poul Henningsen







## PH 3/2 ACADEMY CROWN

by Poul Henningsen



# PH 3/2 GLASS PENDANT

by Poul Henningsen







PH 3½-3  
GLASS PENDANT

by Poul Henningsen



# PH 3<sup>1</sup>/<sub>2</sub>-3



# PENDANT

by Poul Henningsen





## PH 4/3 PENDANT

by Poul Henningsen



PH 4½-4  
GLASS PENDANT



by Poul Henningsen





# PH 5

by Poul Henningsen





# PH 5 MINI

by Poul Henningsen





# PH 5-4<sup>1</sup>/<sub>2</sub> & PH 6<sup>1</sup>/<sub>2</sub>-6 CHARLOTTENBORG

by Poul Henningsen



# PH ARTICHOKE

by Poul Henningsen





# PH ARTICHOKE GLASS



by Poul Henningsen





# PH LOUVRE

by Poul Henningsen



# PH SEPTIMA

by Poul Henningsen





# PH SNOWBALL

by Poul Henningsen







# TOLDBOD PENDANT

by Louis Poulsen





## TOLDBOD GLASS PENDANT

by Louis Poulsen





# VL 45 RADIOHUS PENDANT

by Vilhelm Lauritzen



# VL RING CROWN

by Vilhelm Lauritzen







WOHLERT

by Vilhelm Wohlert



# LP GRAND 320

by Christian Flindt







# DEPENDANT

by Kilo Design



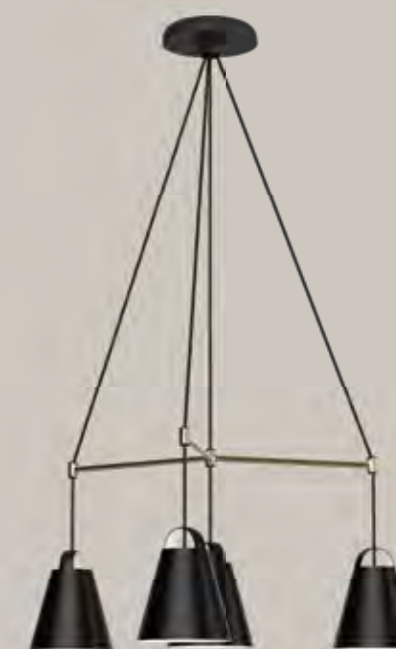


# DEPENDANT

by Kilo Design



DEPENDANT 3 (LINEAR)



DEPENDANT 4 (CIRCULAR)



DEPENDANT 5 (LINEAR)



DEPENDANT 6 (CIRCULAR)

## DEPENDANT BY KILO DESIGN

A suspension system designed for clustering and custom configuration of multiple pendants that leaves a strong, elegant impact through simple repetition. The Dependant collection consists of a linear and a circular version, both available in two dimensions. Designed for flexible use in different settings, the adaptable suspension system allows for each individual pendant to be positioned at the preferred height. Dependant is available in three different finishes to match the selection of pendants and the surrounding environment.



# FLOOR LAMPS



# FLOOR LAMPS



AJ FLOOR

KEGLEN FLOOR

MOONSETTER

NJP FLOOR



PANTHELLA FLOOR

PH 3 1/2-2 1/2 FLOOR

PH 4 1/2-3 1/2 GLASS FLOOR

PH 80



VL 38 FLOOR

VL STUDIO TABLE/FLOOR

YUH FLOOR





# AJ FLOOR

by Arne Jacobsen





# KEGLEN

by BIG Ideas, Jakob Lange





# MOONSETTER

By Anne Boysen



# NJP FLOOR

by nendo





# PANTHELLA FLOOR

by Verner Panton





# PH 3<sup>1</sup>/<sub>2</sub>-2<sup>1</sup>/<sub>2</sub> FLOOR

by Poul Henningsen



PH 4½ - 3½  
GLASS FLOOR

by Poul Henningsen







# PH 80

by Poul Henningsen



# VL 38 FLOOR

by Vilhelm Lauritzen







# VL STUDIO

by Vilhelm Lauritzen





# YUH FLOOR

by GamFratesi



# TABLE LAMPS



# TABLE LAMPS



AJ TABLE



AJ MINI



KEGLEN TABLE



KEGLEN TABLE PIN



PH 3½-2½ TABLE



PH 3½-2½ GLASS TABLE



PH 4/3 TABLE



PH 4½-3½ GLASS TABLE



NJP MINI TABLE



NJP TABLE



PANTHELLA TABLE



PANTHELLA TABLE 320



VL 38 TABLE



VL STUDIO



YUH TABLE



PANTHELLA MINI



PANTHELLA PORTABLE



PH 2/1 TABLE



PH 3/2 TABLE



# AJ TABLE



by Arne Jacobsen



# AJ MINI

by Arne Jacobsen







# KEGLEN

by BIG Ideas, Jakob Lange



# NJP MINI

by nendo



# NJP TABLE

by nendo







# PANTHELLA TABLE

by Verner Panton



# PANTHELLA TABLE 320

by Verner Panton



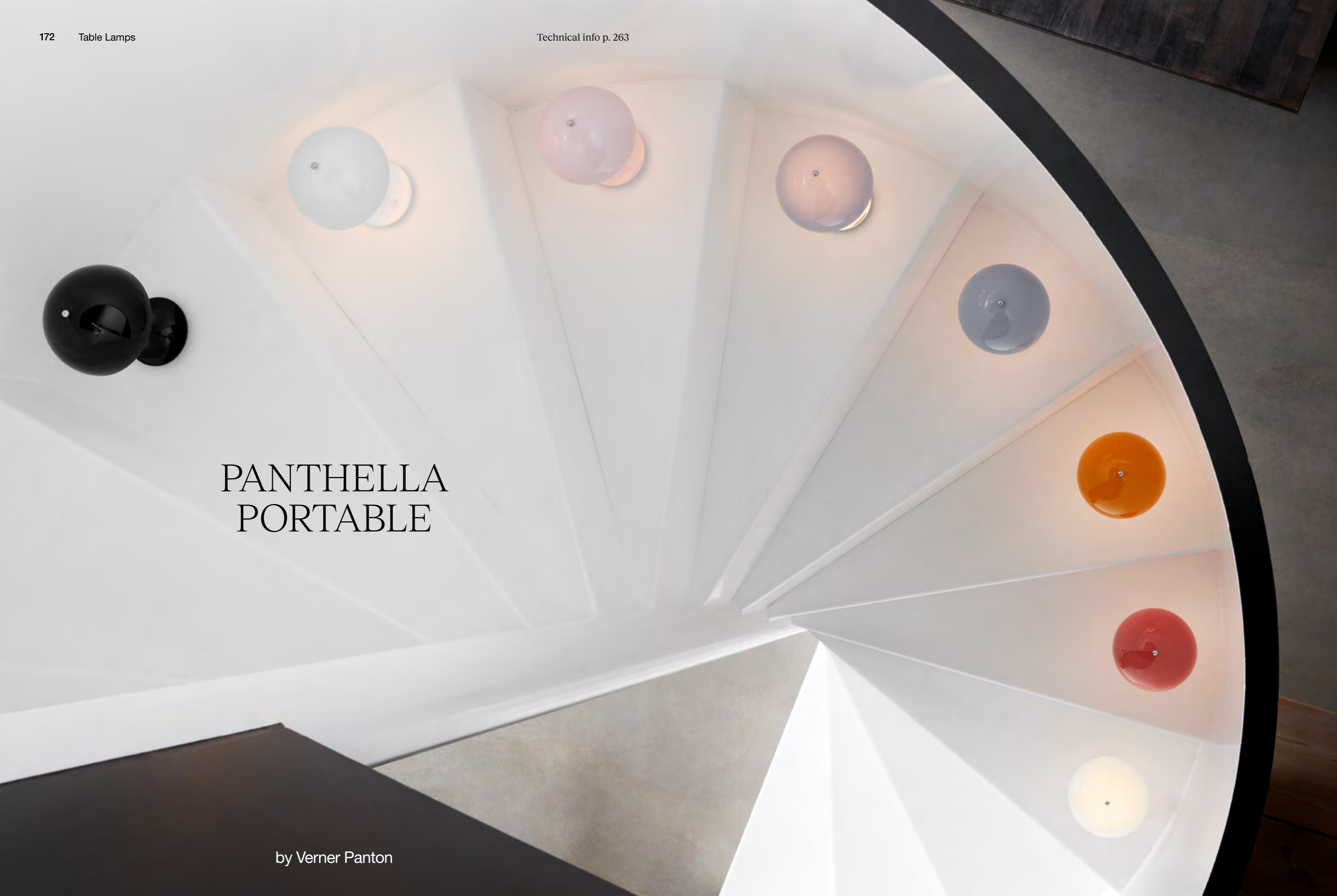




# PANTHELLA MINI

by Verner Panton





# PANTHELLA PORTABLE

by Verner Panton



# PH 2/1 GLASS TABLE

by Poul Henningsen







# PH 3/2 TABLE

by Poul Henningsen



PH 3 $\frac{1}{2}$ -2 $\frac{1}{2}$   
GLASS TABLE

by Poul Henningsen







PH 31 1/2 - 21 1/2  
TABLE



by Poul Henningsen



# PH 4/3 TABLE

by Poul Henningsen







# PH 4<sup>1</sup>/<sub>2</sub> - 3<sup>1</sup>/<sub>2</sub> GLASS TABLE

by Poul Henningsen



A photograph of a modern desk setup. On the left, a white table lamp with a conical shade is lit, casting a warm glow. The desk is made of dark wood and holds a stack of books, a rolled-up newspaper, and a pen. A wire chair with a cream-colored seat is positioned in front of the desk. The background shows a doorway and a window with a brass handle.

# YUH TABLE

by GamFratesi



A photograph of two spherical table lamps. One lamp is larger and sits on a light-colored, modern table. The other is smaller and sits on a lower surface. Both lamps are illuminated, casting a warm glow. The background is a neutral, light-colored wall.

# VL STUDIO

by Vilhelm Lauritzen





# VL 38 TABLE

by Vilhelm Lauritzen



# WALL LAMPS



# WALL LAMPS



AJ WALL



KEGLEN WALL



FLINDT WALL



LP GRAND 320



PH 2/1 WALL



PH 3/2 WALL




PH HAT



VL 38 WALL



VL RING CROWN



VL STUDIO



YUH WALL





# AJ WALL

by Arne Jacobsen





# KEGLEN

by BIG Ideas, Jakob Lange







# FLINDT WALL

by Christian Flindt



# LP GRAND 320



by Christian Flindt





# PH 2/1 WALL

by Poul Henningsen



# PH 3/2 WALL



by Poul Henningsen



# PH HAT

by Poul Henningsen



# VL 38 WALL



by Vilhelm Lauritzen





# VL RING



# CROWN WALL



by Vilhelm Lauritzen





# VL STUDIO WALL

by Vilhelm Lauritzen



# NJP WALL

by nendo







# YUH WALL

by GamFratesi



# OUTDOOR



# OUTDOOR



AJ 50 WALL



AJ EKLIPTA



ALBERTSLUND WALL



FLINDT WALL



NYHAVN WALL



PH 3-2½ WALL



PH WALL



SKOT CEILING



SKOT WALL



TOLDBOD WALL



BYSTED GARDEN



FLINDT BOLLARD



FLINDT GARDEN



PH 3-2½ BOLLARD



TOLDBOD 155 BOLLARD





# AJ 50 WALL

by Arne Jacobsen



# AJEKLIPTA

by Arne Jacobsen





# ALBERTSLUND WALL

by Jens Møller-Jensen



# FLINDT WALL

by Christian Flindt







# NYHAVN WALL

by Alfred Homann





## PH 3-2<sup>1</sup>/<sub>2</sub> WALL

by Poul Henningsen



# PH WALL



by Poul Henningsen



# SKOT WALL AND CEILING



# TOLDBOD WALL

by Louis Poulsen



# BYSTED GARDEN

by Peter Bysted





A gravel path illuminated by Flindt bollards at dusk, leading to a lake with hills in the background.

# FLINDT BOLLARD

by Christian Flindt





# FLINDT GARDEN

by Christian Flindt



# PH 3-2<sup>1</sup>/<sub>2</sub> BOLLARD

by Poul Henningsen







TOLDBOD

BOLLARD

by Louis Poulsen




# TECHNICAL INFO






## ABOVE 175/250/400/550

<b>Pendant</b>	<b>Finish:</b> White, matt or Black, matt, wet painted.
	<b>Material:</b> Shade: Spun aluminium.
	<b>Weight:</b> Max. 4.3kg.
<b>Page:</b> 54	<b>Class:</b> Ingress protection IP20. Electric shock protection II w/o. ground.
<b>Design:</b> Mads Odgård	<b>Light source:</b> Ø 175+Ø 250: 1 x 60W E27, Ø 400 + Ø 550: 1x100W E27 Light source also LED 42W, Dim2Warm, 3000K, Class: LED Cl.I
	<b>Info notes:</b> Bottom antiglare shades are available as accessories.



## AJ ROYAL 250/370/500

<b>Pendant</b>	<b>Finish:</b> White or black, wet painted.
	<b>Material:</b> Shades: Spun aluminium. Rings: Steel. Diffusor: Frosted acrylic
	<b>Weight:</b> Max 5.9kg.
<b>Page:</b> 56	<b>Class:</b> Ingress protection IP20. Electric shock protection I w. ground.
<b>Design:</b> Arne Jacobsen	<b>Light source:</b> Light source LED 2700K 16W. Lumen: 1100



## CIRQUE 150/220/380

<b>Pendant</b>	<b>Finish:</b> Grey top, Copper top, Red top, Yellow top, wet painted.
	<b>Material:</b> Shade: Drawn aluminium.
	<b>Weight:</b> Max. 3kg.
<b>Page:</b> 58	<b>Class:</b> Ingress protection IP20. Electric shock protection II w/o. ground.
<b>Design:</b> Clara von Zweigbergk	<b>Light source:</b> Ø 150: 25W E27, Ø 220: 40W E27, Ø 380: 60W E27.



## COLLAGE 450/600

<b>Pendant</b>	<b>Finish:</b> White Matt.
	<b>Material:</b> Suspension: Natural anodised aluminium. Shades: Laser cut matt acrylic.
	<b>Weight:</b> Max. 3kg.
<b>Page:</b> 60	<b>Class:</b> Ingress protection IP20. Electric shock protection II w/o ground.
<b>Design:</b> Louise Campbell	<b>Light source:</b> 70W E27.
	<b>Info notes:</b> Top- and bottom antiglare shades are available as accessories.




## DOO-WOP

<b>Pendant</b>	<b>Finish:</b> White or Dark Grey, powder coated or polished untreated Brass, Copper or Stainless Steel.
	<b>Material:</b> Shade: Spun aluminium, brass, copper or stainless steel. Suspension: Spun aluminium. Struts: Stainless steel.
	<b>Weight:</b> Max. 2Kg.
<b>Page:</b> 62	<b>Class:</b> Ingress protection IP20. Electric shock protection II w/o ground.
<b>Design:</b> Louis Poulsen A/S in cooperation with the Navy Buildings Departme	<b>Light source:</b> 60W E27.



## ENIGMA 425/545/825

<b>Pendant</b>	<b>Finish:</b> Brushed aluminium, clear coated or black wet painted. Shades: White or black acrylic.
	<b>Material:</b> Cone and pendant tube: Lacquered or wet painted brushed aluminium. Wire: Stainless steel. Shades: Acrylic.
	<b>Weight:</b> Max. 7.7kg.
<b>Page:</b> 64	<b>Class:</b> Ingress protection IP20. Electric shock protection II w/o ground.
<b>Design:</b> Shoichi Uchiyama	<b>Light source:</b> 20W GU10. 40W GU10. / Enigma 825: Integrated LED unit, LED 3000K 57W.



## KEGLEN 175/250/400/650

<b>Pendant</b>	<b>Finish:</b> Black or white, matt, wet painted.
	<b>Material:</b> Shade: Spun aluminium. Diffusor: Injection moulded PC.
	<b>Weight:</b> Max. 6.6kg
<b>Page:</b> 66	<b>Class:</b> Ingress protection IP20. Electric shock protection II.
<b>Design:</b> Jakob Lange - BIG Ideas	<b>Light source:</b> Light source LED 2700K 21W. Lumen: 1195



## LC SHUTTERS

<b>Pendant</b>	<b>Finish:</b> White, powder coated.
	<b>Material:</b> Shade: Spun aluminium. Punched and embossed. Suspension: Powder coated die casted aluminium. Diffuser ball: Mouth-blown white opal glass.
	<b>Weight:</b> Max. 3.2kg.
<b>Page:</b> 68	<b>Class:</b> Ingress protection IP20. Electric shock protection II.
<b>Design:</b> Louise Campbell	<b>Light source:</b> 70W E27.




## MOSER 185/205

<b>Pendant</b>	<b>Finish:</b> Matt white opal glass.
	<b>Material:</b> Suspension: Polished aluminium. Shade: Mouth-blown matt white opal glass.
	<b>Weight:</b> Max. 2.5kg.
<b>Page:</b> 70	<b>Class:</b> Ingress protection IP20. Electric shock protection II w/o ground.
<b>Design:</b> Anu Moser	<b>Light source:</b> 40W E27.
	<b>Info notes:</b> Ø 185 and Ø 205 use the same suspension.



## OE QUASI LIGHT

<b>Pendant</b>	<b>Finish:</b> Clear lacquered, pickled aluminium.
	<b>Material:</b> Frame: Aluminium. Reflector: Injection molded polycarbonate
	<b>Weight:</b> Max. 21.2 kg.
<b>Page:</b> 72	<b>Class:</b> Ingress protection IP20. Electric shock protection I w. ground.
<b>Design:</b> Olafur Eliasson	<b>Light source:</b> LED 2700K 118W Lumen: 2950



## PATERA 300/450/600/900

<b>Pendant</b>	<b>Finish:</b> White, matt coated or silver coloured.
	<b>Material:</b> Shade: Cut matt PVC or cut PET prism foil. Suspension: E27: Matt-chromed brass and die cast acrylic. LED: Matt white.
	<b>Weight:</b> E27: Max. 7.1kg. LED: Max. 12.1kg
<b>Page:</b> 74	<b>Class:</b> Ingress protection IP20. Electric shock protection: Ø 450+Ø 600+Ø 900 LED and Ø 900 E27: I w. ground. Ø 450 + Ø 600 E27: II w/o ground.
<b>Design:</b> Øivind Slaatto	<b>Light source:</b> Ø 450: 60W E27, Integrated LED unit 2700K 42W or 3000K 42W. Ø 600: 1x100W E27, Integrated LED unit 2700K 65W or 3000K 65W. Ø 900: 1x100W E27, Integrated LED unit 3000K 96W or 2700K.



## PATERA OVAL

<b>Pendant</b>	<b>Finish:</b> White, matt.
	<b>Material:</b> Shade: Cut matt PVC foil. Frame: White, opal, matt coated, Injection moulded polycarbonate. Suspension E-socket: White, opal, matt coated, Injection moulded polycarbonate. Suspension LED: Matt white, Die cast aluminium. Diffuser plate: Injection moulded polycarbonate.
	<b>Weight:</b> Max. 3.4kg.
<b>Page:</b> 76	<b>Class:</b> Ingress protection IP20. Electric shock protection I w. Ground (LED). Electric shock protection II. w/o ground (E-socket).
<b>Design:</b> Øivind Slaatto	<b>Light source:</b> E27/E26 Max. 60W or built-in LED (2700K or 3000K, 42W).





## PH 2/1 PENDANT

<b>Pendant</b>	<b>Finish:</b> Brass metallised, black metallised or high lustre chrome plated. White opal glass.
<b>Page:</b> 78	<b>Material:</b> Shades: Mouth-blown white opal glass. Suspension: Brass metallised, black metallised or high lustre chrome plated, spun aluminium.
<b>Design:</b> Poul Henningsen	<b>Weight:</b> Max. 1.5kg.
	<b>Class:</b> Ingress protection IP20. Electric shock protection II w/o ground.
	<b>Light source:</b> 20W E14.



## PH 2/1 STEM FITTING

<b>Pendant</b>	<b>Finish:</b> High lustre chrome plated. White opal glass.
<b>Page:</b> 80	<b>Material:</b> Shades: Mouth-blown white opal glass. Body: High lustre chrome plated, brass. Socket cover: High lustre chrome plated, spun aluminium.
<b>Design:</b> Poul Henningsen	<b>Weight:</b> Max. 3.5kg.
	<b>Class:</b> Ingress protection IP20. Electric shock protection II w/o ground.
	<b>Light source:</b> 3x20W E14.



## PH 3/2 ACADEMY

<b>Pendant</b>	<b>Finish:</b> High lustre chrome plated. White opal glass.
<b>Page:</b> 82	<b>Material:</b> Shades: Mouth-blown white opal glass. Frame: High lustre chrome plated, extruded brass. Suspension: High lustre chrome plated, extruded brass.
<b>Design:</b> Poul Henningsen	<b>Weight:</b> Max. 6kg.
	<b>Class:</b> Ingress protection IP20. Electric shock protection II w/o ground.
	<b>Light source:</b> 3x40W E14.



## PH 3/2 GLASS PENDANT

<b>Pendant</b>	<b>Finish:</b> Brass metallised, black metallised or high lustre chrome plated. White opal glass.
<b>Page:</b> 84	<b>Material:</b> Shades: Mouth-blown white opal glass. Suspension: Brass metallised, black metallised or high lustre chrome plated, brass.
<b>Design:</b> Poul Henningsen	<b>Weight:</b> Max. 1.5kg.
	<b>Class:</b> Ingress protection IP20. Electric shock protection I w. ground.
	<b>Light source:</b> 75W E27.



## PH 3 1/2-3 GLASS PENDANT

<b>Pendant</b>	<b>Finish:</b> Brass metallised, black metallised or high lustre chrome plated. White opal glass.
<b>Page:</b> 86	<b>Material:</b> Shades: Mouth-blown white opal glass. Suspension: Brass metallised, black metallised or high lustre chrome plated, brass.
<b>Design:</b> Poul Henningsen	<b>Weight:</b> Max. 2.2kg.
	<b>Class:</b> Ingress protection IP20. Electric shock protection II w/o ground.
	<b>Light source:</b> 70W E27.



## PH 3/3

<b>Pendant</b>	<b>Finish:</b> Shades: White opal glass or soft touch black painted with white inner side. Suspension: Matt black, powder coated. Canopy: Matt black, powder coated.
<b>Page:</b> 36	<b>Material:</b> Shades: Mouth-blown white opal glass or spun aluminium. Bottom diffuser: Frosted glass. Suspension: Die casted zinc. LED version: LED version: Additional opal PC diffuser in front of LED. Canopy: Die casted zinc.
<b>Design:</b> Poul Henningsen	<b>Weight:</b> Max. 1.2 kg.
	<b>Class:</b> Ingress protection IP20. Electric shock protection II w/o ground.
	<b>Light source:</b> E27 70W. E26 150W (JP) LED 2700K, LED 3000K, LED 3000-1800K D2W. 41W



## PH 3 1/2-3 PENDANT

<b>Pendant</b>	<b>Finish:</b> Red, green, yellow and white, powder coated.
<b>Page:</b> 88	<b>Material:</b> Shade: Deepdrawn aluminium. Suspension: Silk mat brown, copper.
<b>Design:</b> Poul Henningsen	<b>Weight:</b> Max. 1.3kg.
	<b>Class:</b> Ingress protection IP20. Electric shock protection II w/o ground.
	<b>Light source:</b> 70W E27.



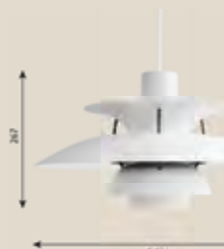
## PH 4/3 PENDANT

<b>Pendant</b>	<b>Finish:</b> White, powder coated.
<b>Page:</b> 90	<b>Material:</b> Shades: Spun aluminium. Anti-glare disc: White, spun aluminium.
<b>Design:</b> Poul Henningsen	<b>Weight:</b> Max. 1kg.
	<b>Class:</b> Ingress protection IP20. Electric shock protection I w. ground.
	<b>Light source:</b> 60W E27.



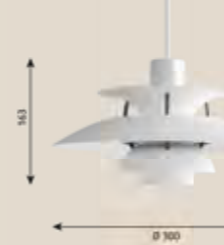
## PH 4 1/2-4 GLASS PENDANT

<b>Pendant</b>	<b>Finish:</b> High lustre chrome plated. White opal glass.
<b>Page:</b> 92	<b>Material:</b> Shades: Mouth-blown matt white opal glass. Anti-glare disc: Purple, spun aluminium. Suspension: High lustre chrome plated, extruded aluminium.
<b>Design:</b> Poul Henningsen	<b>Weight:</b> Max. 3.5kg.
	<b>Class:</b> Ingress protection IP20. Electric shock protection I w. ground.
	<b>Light source:</b> 70W E27.



## PH 5

<b>Pendant</b>	<b>Finish:</b> Classic (white) or Modern White: Matt powder coated. Monochrome Black, Monochrome Blue, Monochrome White, Monochrome Pale Rose, Monochrome Oyster. Matt wet painted. Two combinations of pastel colours - Oyster, Blue, Rose and Yellow & Blue, Rose, Peach and Yellow, matt wet painted. Hues of Blue, Hues of Green, Hues of Grey, Hues of Orange, Hues of Red, Hues of Rose: Matt wet painted. Metal versions: Polished brass or copper and white, matt powder coated. Please note that the copper and brass surface is untreated. This means that the surface will change over time and develop a patina.
<b>Page:</b> 94	<b>Material:</b> Shades and anti-glare disc: Spun aluminium, spun copper or spun brass. Struts: rolled aluminium.
<b>Design:</b> Poul Henningsen	<b>Weight:</b> Max. 2.5kg.
	<b>Class:</b> Ingress protection IP20. Electric shock protection II w/o ground.
	<b>Light source:</b> 75W E27.



## PH 5 MINI

<b>Pendant</b>	<b>Finish:</b> Classic (white) or Modern White: Matt powder coated. Monochrome Black, Monochrome Blue, Monochrome White, Hues of Blue, Hues of Green, Hues of Grey, Hues of Orange, Hues of Red, Hues of Rose: Matt wet painted. Metal versions: Polished brass or copper and white, matt powder coated. Please note that the copper and brass surface is untreated. This means that the surface will change over time and develop a patina.
<b>Page:</b> 96	<b>Material:</b> Shades and anti-glare disc: Spun aluminium, spun copper or spun brass. Struts: rolled aluminium.
<b>Design:</b> Poul Henningsen	<b>Weight:</b> Max. 0.9kg.
	<b>Class:</b> Ingress protection IP20. Electric shock protection II w/o ground.
	<b>Light source:</b> 20W E14.



## PH 5/5

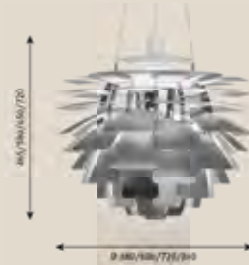
<b>Pendant</b>	<b>Finish:</b> Shades: White opal glass or soft touch black painted with white inner side. Suspension: Matt black, powder coated. Canopy: Matt black, powder coated.
<b>Page:</b> 38	<b>Material:</b> Shades: Mouth-blown white opal glass or spun aluminium. Bottom diffuser: Frosted glass. Suspension: Die casted zinc. LED version: LED version: Additional opal PC diffuser in front of LED. Canopy: Die casted zinc.
<b>Design:</b> Poul Henningsen	<b>Weight:</b> Max. 1.5 kg.
	<b>Class:</b> Ingress protection IP20. Electric shock protection II w/o ground.
	<b>Light source:</b> E27 70W. E26 150W (JP) LED 2700K, LED 3000K, LED 3000-1800K D2W. 41W





## PH 5-4 $\frac{1}{2}$ & PH 6 $\frac{1}{2}$ -6

<b>Pendant</b>	<b>Finish:</b> White.
	<b>Material:</b> Shades: Spun aluminium. Anti-glare disc: Blue, spun aluminium. Struts: Rolled aluminium coloured.
<b>Page:</b> 98	<b>Weight:</b> Max. 6kg.
<b>Design:</b> Ebbe Christensen & Sophus Frandsen, Poul Henningsen	<b>Class:</b> Ingress protection IP20. Electric shock protection I w. ground.
	<b>Light source:</b> 5-4 $\frac{1}{2}$ : 70W E27, 6 $\frac{1}{2}$ 6: LED 2700K 96W, LED 3000K 96W.



## PH ARTICHOKE

<b>Pendant</b>	<b>Finish:</b> Copper, satin polished and coated with rose, wet painted inner side. Brass, copper or stainless steel, brushed and coated. White, wet painted. Polished stainless steel. Black, powder coated with white, wet painted inner side.
<b>Page:</b> 100	<b>Material:</b> Leaves: Laser cut brass, copper, stainless steel or steel. Top shade: White or black, spun steel, white on the bottom. Frame: High lustre chrome plated, laser cut steel. Suspension: High lustre chrome plated, spun aluminium.
<b>Design:</b> Poul Henningsen	<b>Weight:</b> Max. 27.5kg.
	<b>Light source:</b> Ø480: 1x100W E27 Light source also LED 42W Dim2Warm, 3000K, Class: LED CL.I, Ø 600+Ø 720+Ø 840: 1x100W E27: LED 2700K 96W or LED 3000K 96W.



## PH ARTICHOKE GLASS

<b>Pendant</b>	<b>Finish:</b> Clear glass, sandblasted.
	<b>Material:</b> Leaves: Clear glass, sandblasted. Top shade: High lustre chrome plated or white, spun brass. Frame: High lustre chrome plated, laser cut brass. Suspension: High lustre chrome plated, spun aluminium.
<b>Page:</b> 102	<b>Weight:</b> Max. 27.5kg.
<b>Design:</b> Poul Henningsen	<b>Class:</b> Ingress protection IP20. Electric shock protection I w. ground.
	<b>Light source:</b> Ø480: 1x100W E27, Ø 600: 1 x 100W E27: LED 2700K 59W: LED 3000K 59W, Ø 720: 1 x 100W E27: LED 2700K 96W: LED 3000K 96W, Ø 840: 1 x 100W E27: LED 2700K 96W: LED 3000K 96W.



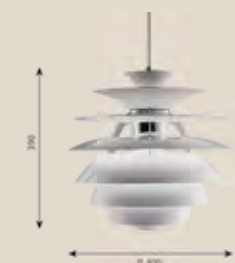
## PH LOUVRE

<b>Pendant</b>	<b>Finish:</b> White, wet painted.
	<b>Material:</b> Shades: Spun aluminium. Frame: High lustre chrome plated, extruded brass. Housing: High lustre chrome plated, spun aluminium.
<b>Page:</b> 104	<b>Weight:</b> Max. 7kg.
<b>Design:</b> Poul Henningsen	<b>Class:</b> Ingress protection IP20. Electric shock protection I w. ground.
	<b>Light source:</b> Integrated LED unit: LED 2700K 96W, LED 3000K 96W.



## PH SEPTIMA

<b>Pendant</b>	<b>Finish:</b> Clear glass with sandblasted fields. Satin polished brass, untreated.
	<b>Material:</b> Shades: Clear glass with sandblasted fields. Legs: Steel, brass metallised. Socket housing and canopy: Satin polished brass, untreated. Please note that the brass surface is untreated. The untreated brass will change over time and develop a patina.
<b>Page:</b> 106	<b>Weight:</b> Max. 7kg.
<b>Design:</b> Poul Henningsen	<b>Class:</b> Ingress protection IP20. Electric shock protection I w. ground.
	<b>Light source:</b> 1x70W E27



## PH SNOWBALL

<b>Pendant</b>	<b>Finish:</b> White, wet painted.
	<b>Material:</b> Shades: Spun aluminium. Frame: High lustre chrome plated, die cast aluminium. Housing: High lustre chrome plated, spun aluminium.
<b>Page:</b> 108	<b>Weight:</b> Max. 3kg.
<b>Design:</b> Poul Henningsen	<b>Class:</b> Ingress protection IP20. Electric shock protection I w. ground.
	<b>Light source:</b> 70W E27 Light source also LED 42W Dim2Warm, 3000K, Class: LED CL.I,



## TOLDBOD 120/170/250/400/550 PENDANT

<b>Pendant</b>	<b>Finish:</b> Black, White, Dark Rose, Light Grey or Blue-Grey. Mat coated.
	<b>Material:</b> Shade: Spun aluminium. Reflector: Spun anodised aluminium.
<b>Page:</b> 110	<b>Weight:</b> Max. 0.5kg.
<b>Design:</b> Louis Poulsen A/S	<b>Class:</b> Ingress protection IP20. Electric shock protection II w/o ground.
	<b>Light source:</b> 33W QT-ax 14 G9.



## TOLDBOD 155/220 GLASS PENDANT

<b>Pendant</b>	<b>Finish:</b> White opal glass.
	<b>Material:</b> Suspension: Brushed stainless steel. Shade: Mouth-blown white opal glass.
<b>Page:</b> 112	<b>Weight:</b> Max. 1kg.
<b>Design:</b> Louis Poulsen A/S	<b>Class:</b> Ingress protection IP20. Electric shock protection II w/o ground.
	<b>Light source:</b> Ø155: 1x33W QT-ax 14 G9, Ø220: 1x48W QT-ax 14 G9.



## VL 45 175/250/370 PENDANT

<b>Pendant</b>	<b>Finish:</b> Glossy white opal glass, untreated brushed brass
	<b>Material:</b> Shade: Mouth-blown glossy white opal glass. Pendant tube: Brushed brass.
<b>Page:</b> 114	<b>Weight:</b> Max. 4kg.
<b>Design:</b> Vilhelm Lauritzen	<b>Class:</b> Ingress protection IP20. Electric shock protection I w. ground.
	<b>Light source:</b> 100W E27 Light source also LED 42W Dim2Warm, 3000K, CL. I.



## VL 56 PENDANT

<b>Pendant</b>	<b>Finish:</b> Chrome plated or high polished untreated brass. White paint on the inner side.
	<b>Material:</b> Chromed aluminium or brass. Shade: Spinning, Tube: Extruded, Lid: Deep draw.
<b>Page:</b> 34	<b>Weight:</b> Gold: Max 1.1 kg, Silver: Max: 0.6 kg,
<b>Design:</b> Vilhelm Lauritzen	<b>Class:</b> Ingress protection IP20. Electric shock protection II w/o ground.
	<b>Light source:</b> E27/E26 Max 40 W



## VL RING CROWN 1-3-5-7

<b>Pendant</b>	<b>Finish:</b> Glossy, mouthblown white opal glass. Satin polished brass, untreated.
	<b>Material:</b> Shades: Mouth-blown, 3-layered, opal glass. Ring Crown wires: Stainless steel. Frame and canopy in untreated brass, will patinate. Pendant suspension: Untreated brass, will patinate. Wall lamp arm and wall-box: Untreated brass, will patinate.
<b>Page:</b> 116	<b>Weight:</b> 1: Max 1.2 kg, 3: max. 5.2 kg, 5: max 7.5 kg, 7: max. 9.9 kg
<b>Design:</b> Vilhelm Lauritzen	<b>Class:</b> Ingress protection IP20. Electric shock protection I w. Ground.
	<b>Light source:</b> 3X40W E27



## WOHLERT

<b>Pendant</b>	<b>Finish:</b> Matt white opal glass.
	<b>Material:</b> Shade: Mouth-blown matt white opal glass. Pendant tube: Brushed steel.
<b>Page:</b> 118	<b>Weight:</b> Max. 4.5kg.
<b>Design:</b> Vilhelm Wohlert	<b>Class:</b> Ingress protection IP20. Electric shock protection I w. ground.
	<b>Light source:</b> 70W E27 Light source also LED 42W Dim2Warm, 3000K, Class I.





## LP GRAND 320

<b>Suspended</b>	<b>Finish:</b> Reflector: Matt white satin finish. Outer shade (outside): Matt (Black and Champagne) or gloss (white), wet painted surface. Diffuser: Glossy.
<b>Page:</b> 120 <b>Design:</b> Christian Flindt	<b>Material:</b> Top reflector: ABS. Bottom reflector: ABS. Outer shade: ABS. Diffuser: PMMA. Housing: Die-casted Aluminium.
	<b>Weight:</b> Max. 6.3kg.
	<b>Class:</b> Ingress protection IP20. Electric shock protection I w. ground.
	<b>Light source:</b> LED 2700K, 3000K, 4000K 12W



## PANTHELLA FLOOR

<b>Floor lamp</b>	<b>Finish:</b> White opal acrylic.
<b>Page:</b> 138 <b>Design:</b> Verner Panton	<b>Material:</b> Shade: Injection moulded white opal acrylic. Base: White, injection moulded ABS. Housing: White, injection moulded ABS. Stem: White, steel.
	<b>Weight:</b> Max. 5kg.
	<b>Class:</b> Ingress protection IP20. Electric shock protection II w/o ground.
	<b>Light source:</b> 70W E27.



## DEPENDANT

<b>Pendant</b>	<b>Finish:</b> Brass metallised, Black or White, powder coated.
<b>Page:</b> 122 / 124 <b>Design:</b> Kilo Design	<b>Material:</b> Canopy and fitting/tubes: Aluminium. Grommets/inserts: Plastic, black for black version and white for brass metallised and white. Wire: White and Brass: Steel, Black: black wire. Pinot/set screw in fittings: Brass and White: white, Black: black
	<b>Class:</b> Canopy: Ingress protection IP20. Electric shock protection I
	<b>Info Notes:</b> Dependant 3 (Linear): Full length=748mm. Dependant 4 (Circular): Full length=742mm. Dependant 5 (Linear): Full length=1249mm. Dependant 6 (Circular): Full length=1248mm. Tubes height for all: Ø12mm. Fitting height for all=33,6mm.



## PH 3 1/2-2 1/2 FLOOR

<b>Floor lamp</b>	<b>Finish:</b> Brass metallised, black metallised or high lustre chrome plated. White opal glass.
<b>Page:</b> 140 <b>Design:</b> Poul Henningsen	<b>Material:</b> Shades: Mouth-blown white opal glass. Top plate and base: Brass metallised, black metallised or high lustre chrome plated, spun brass. Stem: Brass metallised, black metallised or high lustre chrome plated, steel.
	<b>Weight:</b> Max. 7.5kg.
	<b>Class:</b> Ingress protection IP20. Electric shock protection II w/o ground.
	<b>Light source:</b> 70W E27.



## AJ FLOOR

<b>Floor lamp</b>	<b>Finish:</b> Stainless Steel, polished. White, Black, Pale Petroleum, Warm Sand, Soft Lemon, Dusty Blue, Warm Grey, Electric Orange, wet painted.
<b>Page:</b> 130 <b>Design:</b> Arne Jacobsen	<b>Material:</b> Shade: Spun steel or stainless steel. Base: Die cast zinc or stainless steel. Stem: Steel or stainless steel.
	<b>Weight:</b> Max. 3.5kg.
	<b>Class:</b> Ingress protection IP20. Electric shock protection II w/o ground.
	<b>Light source:</b> 20W E27.



## PH 4 1/2-3 1/2 GLASS FLOOR

<b>Floor lamp</b>	<b>Finish:</b> High lustre chrome plated. White opal glass.
<b>Page:</b> 142 <b>Design:</b> Poul Henningsen	<b>Material:</b> Shades: Mouth-blown white opal glass. Anti glare ring: Purple, spun aluminium. Top plate: High lustre chrome plated, spun brass. Base: High lustre chrome plated, spun brass. Stem: High lustre chrome plated, steel.
	<b>Weight:</b> Max. 15kg.
	<b>Class:</b> Ingress protection IP20. Electric shock protection II w/o ground.
	<b>Light source:</b> 100W E27.



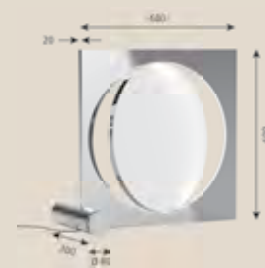
## KEGLEN

<b>Floor lamp</b>	<b>Finish:</b> Black or white, matt, wet painted.
<b>Page:</b> 132 <b>Design:</b> Jakob Lange - BIG Ideas	<b>Material:</b> Shade: Spun aluminium. Diffusor: Injection moulded PC. Base: Die Casted Aluminium. Stem: Machined Aluminium.
	<b>Weight:</b> Max. 7.1kg.
	<b>Class:</b> Ingress protection IP20. Class III.
	<b>Light source:</b> LED Dim2Warm 18W (2000K-2700K, CRI>90 @ 2700K) LED 3000K 18W



## PH 80

<b>Floor lamp</b>	<b>Finish:</b> White opal acrylic shades. High lustre chrome plated stand with black, textured base. Black stand with black, smooth base. White stand with white, smooth base.
<b>Page:</b> 144 <b>Design:</b> Poul Henningsen	<b>Material:</b> Shades: white opal acrylic and polycarbonate. Stem in black, powder coated steel. Base: Black smooth ABS. Cord length: 2.6 m. Switch: On the cord. Cord type: Black plastic with plug.
	<b>Weight:</b> Max. 7.6 kg
	<b>Class:</b> Ingress protection IP20. Electric shock protection II w/o ground.
	<b>Light source:</b> E27 70W.



## MOONSETTER

<b>Floor lamp</b>	<b>Finish:</b> High lustre chrome-plated. Disc: High lustre chrome-plated on one side and white, wet painted on the opposite side.
<b>Page:</b> 134 <b>Design:</b> Anne Boysen	<b>Material:</b> Frame: High lustre chrome-plated solid cast aluminium. Cylinder and switch: High lustre chrome-plated extruded aluminium. Disc: Solid cast aluminium. High lustre chrome-plated on one side and white on the opposite side. Opal silicone diffuser.
	<b>Weight:</b> Max. 20.5 kg.
	<b>Class:</b> Ingress protection IP20. Electric shock protection II without ground.
	<b>Light source:</b> LED 3500K




## VL 38 FLOOR

<b>Floor lamp</b>	<b>Finish:</b> Untreated brushed brass. Black or White, powder coated.
<b>Page:</b> 146 <b>Design:</b> Vilhelm Lauritzen	<b>Material:</b> Base: Die cast aluminium. Shade: Spun aluminium. Stem: Brushed brass.
	<b>Weight:</b> Max. 6.7kg.
	<b>Class:</b> Ingress protection IP20. Electric shock protection II w/o ground.
	<b>Light source:</b> Integrated LED unit: LED 2700K 10W.



## NJP FLOOR

<b>Floor lamp</b>	<b>Finish:</b> White, black, light alu grey or dark alu grey, powder coated.
<b>Page:</b> 136 <b>Design:</b> nendo	<b>Material:</b> Base: Steel. Arms and lamp head: Aluminium. Joints: Anodized Aluminium. Stem: Aluminium.
	<b>Weight:</b> Max. 11kg.
	<b>Class:</b> Ingress protection IP20. Electric shock protection II w/o ground.
	<b>Light source:</b> Integrated LED unit: 2700K 10W, LED 3000K 10W.



## YUH FLOOR

<b>Floor lamp</b>	<b>Finish:</b> White or black. Matt wet painted. Brass/Marble versions: White or black shade. Matt wet painted. Clear lacquered, brushed brass stem. Matt marble base.
<b>Page:</b> 150 <b>Design:</b> GamFratesi	<b>Material:</b> Shade: Die cast aluminium. Base: Die cast aluminium (wet painted) or brushed marble. Marble: Italian Nero Margiua or White Carrara. Stem: Extruded brass (wet painted or clear lacquered).
	<b>Weight:</b> Max. 5.7kg.
	<b>Class:</b> Ingress protection IP20. Electric shock protection II w/o ground.
	<b>Light source:</b> Integrated LED unit: LED 2700K 10W.





## AJ TABLE

Table lamp

Page: 156  
Design: Arne Jacobsen

**Finish:** Stainless Steel, polished. White, Black, Pale Petroleum, Warm Sand, Soft Lemon, Dusty Blue, Warm Grey, Electric Orange, wet painted.  
**Material:** Shade: Spun steel or stainless steel.  
Base: Die cast zinc or stainless steel.  
Stem: Steel or stainless steel.  
**Weight:** Max. 2.5kg.  
**Class:** Ingress protection IP20. Electric shock protection II w/o ground.  
**Light source:** 20W E27.



## AJ MINI

Table lamp

Page: 158  
Design: Arne Jacobsen

**Finish:** Stainless Steel, polished. White, Black, Pale Petroleum, Warm Sand, Soft Lemon, Dusty Blue, Warm Grey, Electric Orange, wet painted.  
**Material:** Shade: Spun steel or stainless steel.  
Base: Die cast zinc or stainless steel.  
Stem: Steel or stainless steel.  
**Weight:** Max. 1.3kg.  
**Class:** Ingress protection IP20. Electric shock protection II w/o ground.  
**Light source:** 20W E14.



## AJ OXFORD

Wall lamp

Page: 20  
Design: Arne Jacobsen

**Finish:** Finish: Black wet painted stem with shade in three layered mouth-blown opal glass.  
Top shade: Black wet painted with white inner side.  
**Material:** Shade, Mouth-blown three layered white opal glass. Stem and top shade: Steel.  
Mounting device for pin mounting: Aluminium. Union nut and finger screw in untreated brass with fine clockwise hairlines. Please note the untreated brass will patinate.  
**Weight:** Max. 1,2 kg  
**Class:** Ingress protection IP20. Electric shock protection II.  
**Light source:** 1x20W E14



## KEGLEN

Table lamp

Page: 160  
Design: Jakob Lange - BIG Ideas

**Finish:** Black or white, matt, wet painted.  
**Material:** Shade: Spun aluminium. Diffuser: Injection moulded PC.  
Base: Die Casted Aluminium. Stem: Machined Aluminium.  
**Weight:** Max. 1.3kg.  
**Class:** Ingress protection IP20. Class III.  
**Light source:** LED Dim2Warm 6,5W (2000K-2700K, CRI>90 @ 2700K)  
LED 3000K 6,5W



## NJP MINI

Table lamp

Page: 162  
Design: nendo

**Finish:** White, Black, Light alu grey, Brown Rose, Soft pink, Petrol blue or Taupe, powder coated.  
**Material:** Base: Steel. Arm and lamp head: Aluminum.  
**Weight:** Max. 2.9 kg.  
**Class:** Ingress protection IP20. Electric shock protection II w/o ground.  
**Light source:** LED 2700K 10W. Approx. 500 Lm.



## NJP TABLE

Table lamp

Page: 164  
Design: nendo

**Finish:** White, black, light alu grey or dark alu grey, powder coated.  
**Material:** Base: Steel. Arms and lamp head: Aluminium.  
Joints: Anodised aluminium.  
**Weight:** Max. 4.8kg.  
**Class:** Ingress protection IP20. Electric shock protection II w/o ground.  
**Light source:** Integrated LED unit: LED 2700K 10W, LED 3000K 10W.



## PANTHELLA TABLE

Table lamp

Page: 166  
Design: Verner Panton

**Finish:** White opal acrylic.  
**Material:** Shade: Injection moulded white opal acrylic.  
Base: White, injection moulded ABS.  
Housing: White, injection moulded ABS.  
**Weight:** Max. 3.5kg.  
**Class:** Ingress protection IP20. Electric shock protection II w/o ground.  
**Light source:** 60W E27.



## PANTHELLA TABLE 320

Table lamp

Page: 168  
Design: Verner Panton

**Finish:** White opal acrylic shade with white stand. Grey opal acrylic shade with high lustre chrome stand.  
High lustre chrome shade and stand. Brass metallised shade and stand.  
**Material:** Shade: Injection moulded acrylic or deep drawn steel.  
Base and Housing: Cast aluminium.  
**Weight:** Max. 1.5kg.  
**Class:** Ingress protection IP20. Electric shock protection II w/o ground.  
**Light source:** 1x7.5W E14



## PANTHELLA MINI TABLE

Table lamp

Page: 170  
Design: Verner Panton

**Finish:** White opal acrylic shade with white stand. Grey opal acrylic shade with high lustre chrome stand.  
High lustre chrome shade and stand. Brass metallised shade and stand. White, Black, Orange, Pale Rose, Pale Blue or Coral, powder coated, shade and stand.  
**Material:** Shade: Injection moulded acrylic or deep drawn steel.  
Base and Housing: Cast aluminium.  
Diffuser: Injection moulded opal pmma.  
**Weight:** Max. 1.2kg.  
**Class:** Ingress protection IP23. Electric shock protection III.  
**Light source:** LED 2700K 2.5W  
Lumen: 230



## PANTHELLA MINI PORTABLE / NEW SIZE

Table lamp

Page: 22  
Design: Verner Panton

**Finish:** White opal acrylic shade with white stand.  
**Material:** Shade: Injection molded acrylic. Base and Housing: die cast aluminum.  
Diffuser: Injection molded opal PMMA.  
**Weight:** Max. 2,2 kg  
**Class:** Ingress protection IP44. Electric shock protection III (awaiting test)  
**Light source:** LED 2700K 6,2W



## PANTHELLA PORTABLE

Table lamp

Page: 172  
Design: Verner Panton

**Finish:** White opal acrylic shade with white stand. Grey opal acrylic shade with high lustre chrome stand.  
**Material:** Shade: Injection moulded opal grey acrylic or white acrylic.  
Base: Die cast aluminium  
**Weight:** Max. 0.35kg.  
**Class:** Ingress protection IP44. Electric shock protection III.  
**Light source:** Fitted LED 27K.



## PANTHELLA PORTABLE METAL

Table lamp

Page: 172  
Design: Verner Panton

**Finish:** Finish: Black, White, Orange, Pale Rose, Pale Blue, Coral, Deep drawn steel  
**Material:** Shade: Injection moulded opal grey acrylic or white acrylic.  
Base: Die cast aluminium  
**Weight:** Max. 0.35kg.  
**Class:** Ingress protection IP44. Electric shock protection III.  
**Light source:** Fitted LED 27K.





## PH 2/1 TABLE

Table lamp

Page: 174  
Design: Poul Henningsen

**Finish:** Brass metallised, black metallised or high lustre chrome plated. White opal glass.  
**Material:** Shades: Mouth-blown white opal glass. Top plate: Brass metallised, black metallised or high lustre chrome plated, machined brass. Base and stem: Brass metallised, black metallised or high lustre chrome plated, brass.  
**Weight:** Max. 1,5kg.  
**Class:** Ingress protection IP20. Electric shock protection II w/o ground.  
**Light source:** 33W QT-ax 14 G9.



## PH 4 1/2-3 1/2 GLASS TABLE

Table lamp

Page: 184  
Design: Poul Henningsen

**Finish:** High lustre chrome plated. White opal glass.  
**Material:** Shades: Mouth-blown white opal glass. Anti glare ring: Purple, spun aluminium. Top plate: High lustre chrome plated, spun brass. Base: High lustre chrome plated, spun brass. Stem: High lustre chrome plated, steel.  
**Weight:** Max. 9kg.  
**Class:** Ingress protection IP20. Electric shock protection II w/o ground.  
**Light source:** 100W E27.



## PH 2/2 LUNA

Table lamp

Page: 32  
Design: Poul Henningsen

**Finish:** Untreated brushed brass with fine hairlines. White opal glass.  
**Material:** Mouth-blown opal 3-layered glass. Glossy on the outside, sandblasted on the inside. Socket housing, shade holder, stem, base and switch: Brass, untreated with fine hairlines. Bottom diffuser: Glass, acid etched on outer surface. Please note the untreated brass will patinate.  
**Weight:** Max. 2,2 kg  
**Class:** Ingress protection IP20. Electric shock protection II w/o ground  
**Light source:** E27 / E26. Max 15W LED only



## PH 3/2 TABLE

Table lamp

Page: 176  
Design: Poul Henningsen

**Finish:** Brass metallised, black metallised or high lustre chrome plated. White opal glass.  
**Material:** Shades: Mouth-blown white opal glass. Top plate: Brass metallised, black metallised or high lustre chrome plated, spun brass. Base and stem: Brass metallised, black metallised or high lustre chrome plated, brass.  
**Weight:** Max. 2.5 kg.  
**Class:** Ingress protection IP20. Electric shock protection II w/o ground.  
**Light source:** 40W E14.



## PH 3 1/2-2 1/2 GLASS TABLE

Table lamp

Page: 178  
Design: Poul Henningsen

**Finish:** Brass metallised, black metallised or high lustre chrome plated. White opal glass.  
**Material:** Shades: Mouth-blown white opal glass. Top plate: Brass metallised, black metallised or high lustre chrome plated, spun brass. Base and stem: Brass metallised, black metallised or high lustre chrome plated, brass.  
**Weight:** Max. 3kg.  
**Class:** Ingress protection IP20. Electric shock protection II w/o ground.  
**Light source:** 60W E14.



## PH 3 1/2-2 1/2 TABLE

Table lamp

Page: 180  
Design: Poul Henningsen

**Finish:** Red, green, yellow and white, powder coated.  
**Material:** Top shade: Spun aluminium. Other shades: Mouth-blown white opal glass. Shade holder: Silk matt brown brass. Stand: Silk matt brown brass.  
**Weight:** Max. 3,5kg.  
**Class:** Ingress protection IP20. Electric shock protection II w/o ground.  
**Light source:** 60W E14.



## PH 4/3 TABLE

Table lamp

Page: 182  
Design: Poul Henningsen

**Finish:** White, powder coated. High lustre chrome plated.  
**Material:** Shades: Spun aluminium. Base: High lustre chrome plated, spun brass. Stem: High lustre chrome plated, steel. Triangular piece: Black sandblasted, injection moulded bakelite.  
**Weight:** Max. 2kg.  
**Class:** Ingress protection IP20. Electric shock protection II w/o ground.  
**Light source:** 100W E27.

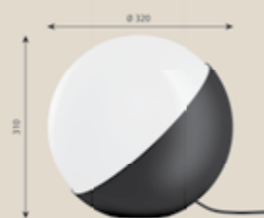


## YUH TABLE

Table lamp

Page: 186  
Design: GamFratesi

**Finish:** White or black. Matt wet painted. Brass/Marble versions: White or black shade. Matt wet painted. Clear lacquered, brushed brass stem. Matt marble base.  
**Material:** Shade: Die cast aluminium. Base: Die cast aluminium (wet painted) or brushed marble. Marble: Italian Nero Margiua or White Carrara. Stem: Extruded brass (wet painted or clear lacquered).  
**Weight:** Max. 3,6kg.  
**Class:** Ingress protection IP20. Electric shock protection II w/o ground.  
**Light source:** Integrated LED unit: LED 2700K 10W.



## VL STUDIO 150/250/320

Table/floor lamp

Page: 148 / 188  
Design: Vilhelm Lauritzen

**Finish:** Matt black, wet painted or brushed brass with fine hairlines. White opal glass, glossy. EU/UK/JP: Unlacquered brass which will develop a patina. AU/KR/CN/JP/US: Clear lacquered brass.  
**Material:** Glass: Mouth-blown, 3-layered opal glass, glossy. Housing: Deep drawn aluminium or brass. EU/UK/JP: Please note the untreated brass will patinate.  
**Weight:** Max. 2,1kg. Preliminary. Max. 5,5kg. Preliminary. Max. 9,5kg. Preliminary.  
**Class:** Ingress protection IP20. Electric shock protection II.  
**Light source:** Ø150 G9 (Max. 5W), Ø250 and Ø320 E26/27 (Max 15W).

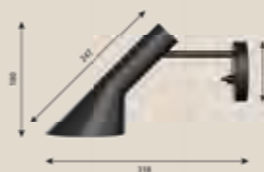


## VL 38 TABLE

Table lamp

Page: 190  
Design: Vilhelm Lauritzen

**Finish:** Untreated brushed brass. Black or White, powder coated.  
**Material:** Base: Die cast aluminium. Shade: Spun aluminium. Stem: Brushed brass.  
**Weight:** Max. 3kg.  
**Class:** Ingress protection IP20. Electric shock protection II w/o ground.  
**Light source:** Integrated LED unit: LED 2700K 10W.

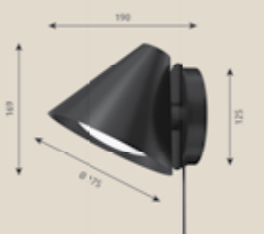


## AJ WALL

Wall lamp

Page: 196  
Design: Arne Jacobsen

**Finish:** Stainless Steel, polished. White, Black, Pale Petroleum, Warm Sand, Soft Lemon, Dusty Blue, Warm Grey, Electric Orange, wet painted.  
**Material:** Shade: Spun steel or stainless steel. Base: Die cast zinc or stainless steel. Stem: Steel or stainless steel.  
**Weight:** Max. 1kg.  
**Class:** Ingress protection IP20. Electric shock protection II w/o ground.  
**Light source:** 20W E14.



## KEGLER

Wall lamp

Page: 198  
Design: Jakob Lange - BIG Ideas

**Finish:** Black or white, matt, wet painted.  
**Material:** Shade: Spun aluminium. Diffusor: Injection moulded PC. Wall box: Die Casted Aluminium.  
**Weight:** Max. 1kg.  
**Class:** Ingress protection IP20. Class II.  
**Light source:** LED Dim2Warm 6,5W (2000K-2700K, CRI>90 @ 2700K) LED 3000K 6,5W





## LP GRAND 320

Suspended

Page: 202  
Design: Christian Flindt

**Finish:** Reflector: Matt white satin finish. Outer shade (outside): Matt (Black and Champagne) or gloss (white), wet painted surface. Diffuser: Glossy.

**Material:** Top reflector: ABS. Bottom reflector: ABS. Outer shade: ABS. Diffuser: PMMA. Housing: Die-casted Aluminium.

**Weight:** Max. 6.3kg.

**Class:** Ingress protection IP20. Electric shock protection I w. ground.

**Light source:** LED 2700K, 3000K, 4000K 12W



## PH 2/1 WALL

Wall lamp

Page: 204  
Design: Poul Henningsen

**Finish:** White opal glass. High lustre chrome plated.

**Material:** Shades: Mouth-blown white opal glass. Wall box: High lustre chrome plated, spun brass. Suspension: High lustre chrome plated, spun aluminium. Arm: High lustre chrome plated, brass.

**Weight:** Max. 1.5kg.

**Class:** Ingress protection IP20. Electric shock protection II w/o ground.

**Light source:** 20W E14.



## PH 3/2 WALL

Wall lamp

Page: 206  
Design: Poul Henningsen

**Finish:** White opal glass. High lustre chrome plated.

**Material:** Shades: Mouth-blown white opal glass. Top plate: High lustre chrome plated, spun brass. Wall box: High lustre chrome plated, spun brass. Arm: High lustre chrome plated, brass.

**Weight:** Max. 2.5kg.

**Class:** Ingress protection IP20. Electric shock protection II w/o ground.

**Light source:** 40W E14.



## PH HAT

Wall lamp

Page: 208  
Design: Poul Henningsen

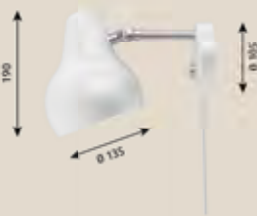
**Finish:** White, wet painted.

**Material:** Shade: Spun steel. Wall box: Spun steel.

**Weight:** Max. 2kg.

**Class:** Ingress protection IP20. Electric shock protection II w/o ground.

**Light source:** 20W E14.



## VL 38 WALL

Wall lamp

Page: 210  
Design: Vilhelm Lauritzen

**Finish:** Untreated brushed brass. Black or White, powder coated.

**Material:** Wall box: Punched aluminium. Shade: Spun aluminium. Arm: Brushed brass.

**Weight:** Max: 1.3kg.

**Class:** Ingress protection IP20. Electric shock protection II w/o ground.

**Light source:** Integrated LED unit: LED 2700K 10W.



## VL RING CROWN WALL 1-2

Wall lamp

Page: 212  
Design: Vilhelm Lauritzen

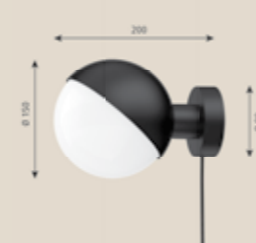
**Finish:** Glossy, mouthblown white opal glass. Satin polished brass, untreated.

**Material:** Shades: Mouth-blown, 3-layered, opal glass. Ring Crown wires: Stainless steel. Frame and canopy in untreated brass, will patinate. Pendant suspension: Untreated brass, will patinate. Wall lamp arm and wall-box: Untreated brass, will patinate.

**Weight:** 1: Max. 7.5kg. 2: Max. 9.9kg.

**Class:** Ingress protection IP20. Electric shock protection I w. Ground.

**Light source:** 3X40W E27



## VL STUDIO

Wall lamp

Page: 214  
Design: Vilhelm Lauritzen

**Finish:** Matt black, wet painted or brushed brass with fine hairlines. White opal glass, glossy. EU/UK/JP: Unlacquered brass which will develop a patina. AU/KR/CN/JP/US: Clear lacquered brass.

**Material:** Glass: Mouth-blown, 3-layered opal glass, glossy. Housing: Deep drawn aluminium or brass. Wall box: Die cast aluminum or forged brass. Please note the untreated brass will patinate.

**Weight:** Max. 2.2kg Preliminary.

**Class:** Ingress protection IP20. Electric shock protection II.

**Light source:** Ø150 G9 (Max. 5W).



## NJP WALL BOX

Wall lamp

Page: 40  
Design: nendo

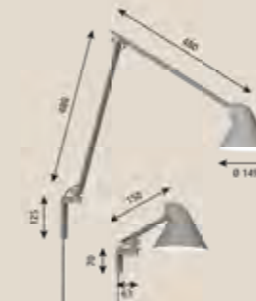
**Finish:** White, black or light alu grey, powder coated.

**Material:** Arms and lamp head: Aluminium. Joints: Anodised Aluminium. Wall box: Aluminium. .

**Weight:** Max. 1.7kg.

**Class:** Ingress protection IP20. Electric shock protection II w/o ground.

**Light source:** LED 2700K or 3000K, 11W



## NJP WALL

Wall lamp

Page: 216  
Design: nendo

**Finish:** White, black, light alu grey or dark alu grey, powder coated.

**Material:** Arms and lamp head: Aluminium. Joints: Anodized Aluminium. Wall bracket: Aluminium.

**Weight:** Min. 1.4kg. Max. 3.2kg.

**Class:** Ingress protection IP20. Electric shock protection II w/o ground.

**Light source:** Integrated LED unit: LED 2700K 10W; LED 3000K 10W



## YUH WALL

Wall lamp

Page: 218  
Design: GamFratesi


**Finish:** White or black. Matt wet painted. Brass versions: White or black shade. Matt wet painted. Clear lacquered, brushed brass stem.

**Material:** Shade: Die cast aluminium. Base: Die cast aluminium (wet painted). Stem: Extruded brass (wet painted or clear lacquered).

**Weight:** Max. 1.4kg.

**Class:** Ingress protection IP20. Electric shock protection II w/o ground.

**Light source:** Integrated LED unit: LED 2700K 10W.



## AJ 50 WALL

Wall lamp

Page: 224  
Design: Arne Jacobsen


**Finish:** White, black or aluminium coloured with textured surface, powder coated.

**Material:** Shade: Die cast aluminium. Wall box: Die cast aluminium. Arm: Die cast aluminium.

**Weight:** Max. 2kg.

**Class:** Ingress protection IP65. Electric shock protection I w. ground. IK06.

**Light source:** Integrated LED unit: LED 3000K 9W.



## AJ EKLIPTA

Table lamp

Page: 226  
Design: Arne Jacobsen

**Finish:** White, powder coated. White opal glass.

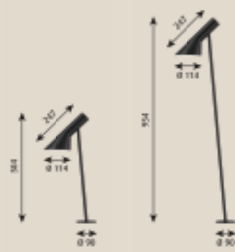
**Material:** Ingress protection. LED ceiling/wall: IP20. Ø220: IP20. E27 Ø350/45. Ceiling: IP20. E27 Ø350/450 Wall: IP44. Electric shock protection I w. ground.

**Weight:** Max. 4 kg.

**Class:** Ingress protection IP44. Electric shock protection III (awaiting test)

**Light source:** Integrated LED unit: Ø200: LED 2700 7,8W, 40W QT ax-14 G9. Ø350: LED 3000K 8,8W, 60W E27. Ø450 LED 3000K 23W. 70W E27.





## AJ GARDEN

Wall lamp

Page: 24  
Design: Arne Jacobsen

**Finish:** Outside: Black, textured surface, powder coated. Inside: White, wet paint.  
**Material:** Head, cast aluminium. Stem and base plate, stainless steel. Spike, cast aluminium with ABS housing. Anchor: Steel. Diffuser: Injection molded opal PC.  
**Weight:** Max. 4,3 kg  
**Class:** Ingress protection: IP 65. Electric shock protection III. IK06  
**Light source:** LED 4000K 6.5W. Lumen: 524




## ALBERTSLUND WALL

Wall lamp

Page: 228  
Design: Jens Moller-Jensen

**Finish:** Galvanized, grey or white, powder coated.  
**Material:** Enclosure: Clear glass or partly frosted glass. Saturn ring: Punched aluminium or galvanized, punched steel. Anti glare ring: Spun aluminium or galvanized, extruded steel. Housing: Die cast aluminium. Wall box: Die cast aluminium. Arm: Extruded aluminium.  
**Weight:** Max. 3.5kg.  
**Class:** Ingress protection IP44. Electric shock protection I w. ground. IK06.  
**Light source:** 100W E27, 18W TC-TEL GX24q-2 HF.



## FLINDT WALL 200/300/400

Wall lamp

Page: 26 / 200 / 230  
Design: Christian Flindt

**Finish:** Aluminium coloured, corten coloured, white or black, with textured surface, powder coated.  
**Material:** Front and back housing: Die casted. Light engine: Die casted aluminum and injection molded acrylic.  
**Weight:** Max. 4.5 kg.  
**Class:** Ingress protection IP65. Electric shock protection I w. ground. Ø200: IK08. Ø300/400: IK09.  
**Light source:** Integrated LED unit: Ø200: LED 2700/3000K 10W. Ø300: LED 2700/3000 16W. Ø400: LED 2700/3000 20W.




## NYHAVN WALL

Wall lamp

Page: 232  
Design: Alfred Homann & Ole V. Kjær

**Finish:** Copper, brushed or white, wet painted.  
**Material:** Shades: Spun aluminium or spun copper. Enclosure: Clear glass. Top: Spun aluminium or spun copper. Wall box: Die cast aluminium. Wall box cover: Spun aluminium or spun copper. Arm: Copperplated, red brass or steel.  
**Weight:** Max. 4.5kg.  
**Class:** Ingress protection IP44. Electric shock protection I w. ground.  
**Light source:** 100W E27.



## PH 3-2½ WALL

Wall lamp

Page: 234  
Design: Poul Henningsen

**Finish:** Black, powder coated.  
**Material:** Top shade: Spun stainless steel. Middle/lower shade: Spun stainless steel. Shadeholder: Form pressed glass. Wall box: Die cast aluminium. Wall box cover: Spun aluminium. Arm: Stainless steel.  
**Weight:** Max. 2.5kg.  
**Class:** Ingress protection IP44. Electric shock protection I w. ground.  
**Light source:** 60W E27.




## PH WALL

Wall lamp

Page: 236  
Design: Poul Henningsen

**Finish:** Copper, brushed.  
**Material:** Shades: Spun copper. Wall box: Copperplated, spun brass. Arm: Copperplated, brass.  
**Weight:** Max. 6kg.  
**Class:** Ingress protection IP23. Electric shock protection I w. ground.  
**Light source:** 100W E27.



## SKOT WALL/CEILING

Ceiling/Wall

Page: 238  
Design: LK as

**Finish:** Aluminium coloured or graphite with textured surface, powder coated.  
**Material:** Diffuser: Injection moulded clear polycarbonate or injection moulded opal polycarbonate. Base/cross guard: Die cast aluminium.  
**Weight:** Max. 2.5kg.  
**Class:** Ingress protection IP66. Electric shock protection II w/o ground. IK10.  
**Light source:** Integrated LED unit: LED 3000K/4000K 8,5W.  
**Shield/Diffuser:** Half shaded opal, Half shaded clear.



## TOLDBOD 155 WALL

Wall lamp

Page: 240  
Design: Louis Poulsen A/S

**Finish:** Aluminium coloured with textured surface or black with textured surface, powder coated.  
**Material:** Fixture head: Chilled casting aluminium. Shield: Laser cut acrylic satine. Wall box: Die cast aluminium. Arm: Chilled casting aluminium.  
**Weight:** Max. 1.5kg.  
**Class:** Ingress protection IP44. Electric shock protection I w. ground. IK05.  
**Light source:** 40W E14.

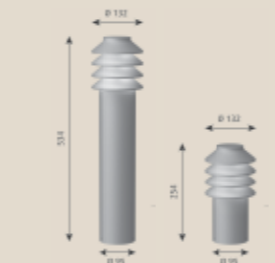


## TOLDBOD 220/290 WALL

Wall lamp

Page: 240  
Design: Louis Poulsen A/S

**Finish:** Aluminium coloured with textured surface or black with textured surface, powder coated.  
**Material:** Fixture head: Die cast aluminium. Shield: Injection moulded clear polycarbonate. Wall box: Die cast aluminium. Arm: Extruded aluminium.  
**Weight:** Max. 5kg.  
**Class:** Ingress protection, Ø 220: IP43, IK09. Ø 290: IP44, LED: IP65, IK08. Electric shock protection I w. ground.  
**Light source:** Ø 220: 100W E27, Ø 290: LED 3000K 27W.




## BYSTED GARDEN

Bollards

Page: 26 / 242  
Design: Peter Bysted

**Finish:** Aluminium coloured, corten coloured or black, with textured surface, powder coated.  
**Material:** Top: Cast aluminium. Reflector part: Cast aluminium. Post: Extruded aluminium. Base plate, spike and anchor: Cast aluminium. Diffuser: PC  
**Weight:** Max. 6kg. Preliminary  
**Class:** Ingress protection w/spike: IP 65. Ingress protection w/anchor: IP 65 (Head), IP44 (Anchor). Ingress protection w/base plate: IP 65 (Head), IP44 (Baseplate). Electric shock protection III. IK06  
**Light source:** LED 2700K, 3000K and 4000K (Alu colour only). No dimming. 17W.



## FLINDT BOLLARD

Bollards

Page: 26 / 244  
Design: Christian Flindt

**Finish:** Aluminium coloured or corten coloured. Textured surface, powder coated.  
**Material:** Top: Cast aluminium. Reflector part: Cast aluminium. Post: Extruded aluminium. Base plate: Cast aluminium.  
**Weight:** Max 13kg.  
**Class:** Ingress protection IP65. Electric shock protection I w. ground, II w/o ground. IK10.  
**Light source:** Integrated LED unit: LED 3000K 15W, LED 4000K 15W.  
**Info notes:** For in-ground installation, with anchorage unite or with baseplate.



## FLINDT GARDEN

Bollards

Page: 26 / 246  
Design: Christian Flindt

**Finish:** Black, Aluminium coloured, corten coloured or black, with textured surface, powder coated.  
**Material:** Top: Cast aluminium. Reflector part: Cast aluminium. Post: Extruded aluminium. Base plate: Cast aluminium.  
**Weight:** Max. 5kg.  
**Class:** Ingress protection w/spike: IP 65. Ingress protection w/anchor: IP 65 (Head), IP44 (Anchor). Ingress protection w/base plate: IP 65 (Head), IP44 (Baseplate). Electric shock protection III. IK-Class: IK 5  
**Light source:** LED 2700K, 3000K and 4000K. No dimming. 10W.  
**Info notes:** For in-ground installation, with anchorage unite or with baseplate.





## PH 3-2½ BOLLARD

**Bollards**

**Page:** 248

**Design:** Poul Henningsen

**Finish:** Black, powder coated.  
**Material:** Top shade: Spun stainless steel.  
Middle/lower shade: Spun stainless steel.  
Shadeholder: Form pressed glass.  
Post: Stainless steel.  
**Weight:** Max. 7kg.  
**Class:** Ingress protection IP44. Electric shock protection I w. ground.  
**Light source:** 60W E27.



## TOLDBOD 155 BOLLARD

**Bollards**

**Page:** 250

**Design:** Louis Poulsen A/S

**Finish:** Aluminium coloured with textured surface or black with textured surface, powder coated.  
**Material:** Fixture head: Chilled casting aluminium.  
Shield: Laser cut acrylic satine.  
Arm: Chilled casting aluminium.  
Post: Extruded aluminium.  
**Weight:** Max. 2kg.  
**Class:** Ingress protection IP44. Electric shock protection I w. ground. IK05  
**Light source:** 1x40W E14.



[louispoulsen.com](http://louispoulsen.com)