





# Sainte 36



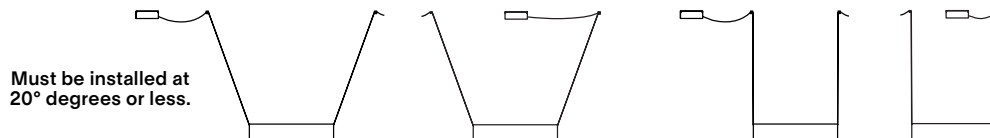
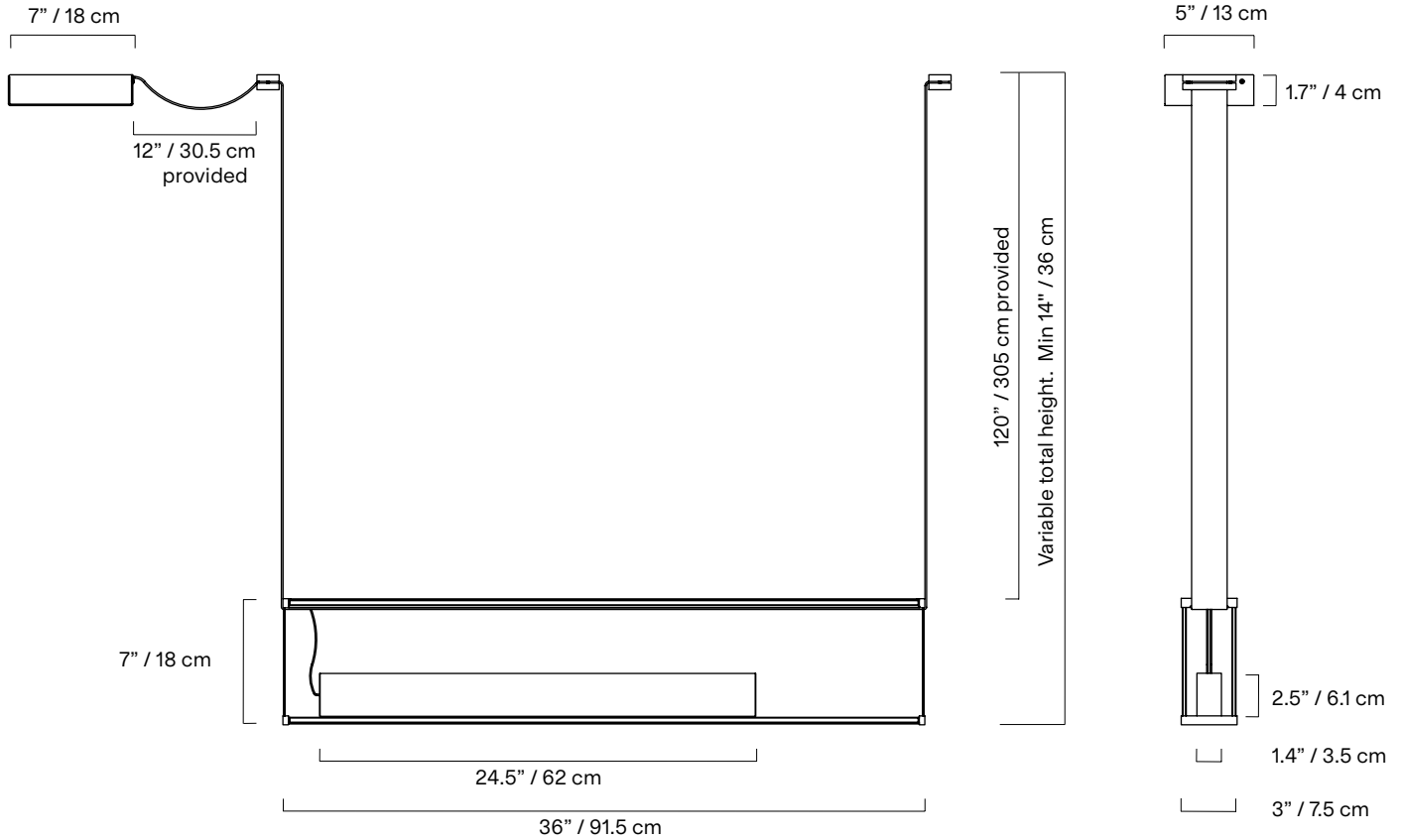
Elongated and deliberate, the Sainte 36 draws a single, assured line of light across a space. Suspended in space, its transparent acrylic side panels filter light with quiet precision. Its removable aluminium light module reverses to cast light upward or downward, leaving the atmosphere to be defined by each project. Install alone or in series, across residential, hospitality, and contract settings.

In collaboration with Canadian designer Rachel Bussin.

<b>TYPE</b>	Suspension
<b>CONSTRUCTION</b>	Aluminum polished light block, anchor system and ceiling anchors Acrylic and glass body Nylon ribbon PMMA frosted diffuser
<b>SPECIFICATIONS</b>	Source: LED array, integrated Power consumption: 20W Colour temperature: 2200K, 2700K, 3000K, dim to warm. See order guide Lumen output: 2700K - 1074lm Colour rendering index: ≥90 CRI Colour consistency: 3 SDCM Expected lifetime: ≥50 000h
<b>CONTROL</b>	120-277V: On/Off, 0-10V, Phase Dimming (120V only) 220-240V: On/Off, Phase Dimming, DALI Refer to our recommended list of dimmer models
<b>CORD LENGTH</b>	10' / 305 cm each side, width: 2" / 5 cm
<b>WEIGHT</b>	14.1 lbs / 6.4 kg
<b>CERTIFICATIONS</b>	    IP20
<b>WARRANTY</b>	2 years

## NOTES

- Luminaire total height (ceiling to lowest point of luminaire). (120" / 305 cm ribbon provided)  
 Min - 14" / 36 cm  
 Max - 127" / 323 cm  
 \*For any height outside these parameters, contact Lambert & Fils
- Luminaire height is adjustable on site
- For installation on slanted ceiling, contact Lambert & Fils
- Dimensions are approximate and may vary slightly



## ACRYLIC BODY

(\*Custom colours available on one or both sides upon request)



**DB**  
Dark  
Bronze



**EC**  
Extra  
Clear



**RO**  
Rose



**SK**  
Smoky  
Green



**VR**  
Vivid  
Ruby

transparent



**FC**  
Frosted  
Clear

translucent

## NYLON RIBBON

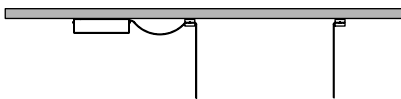


**BK**  
Black

## MOUNTING OPTIONS

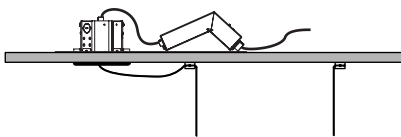
### SM

Surface mounted



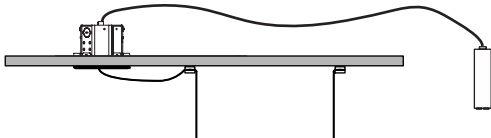
### RC

Recessed canopy with auxiliary box (for 120V only)



### RM

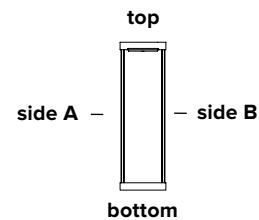
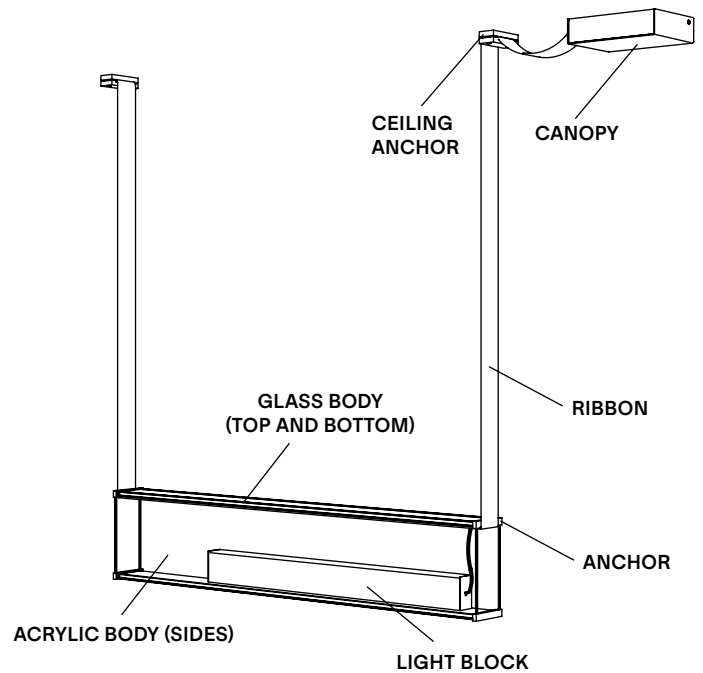
Recessed canopy with remote driver (120V / 240V)



## NOTES

- Must be installed by an electrician
- LED may only be changed by Lambert & Fils or other authorized personnel
- Not protected against liquids (refer to IP20)
- Additional charges for modifications or for special orders
- Please refer to maintenance sheet on our website for cleaning instructions

## LAMP ANATOMY



Top and bottom are glass.  
Side A and B are acrylic.

		Example	Fill with your selection
<b>COLLECTION</b>	<b>STE</b> Sainte	<b>STE</b>	<b>STE</b>
<b>MODEL</b>	<b>36</b>	<b>36</b>	<b>36</b>
<b>COLOUR SIDE A</b>	<b>DB</b> Dark Bronze <b>EC</b> Extra clear <b>FC</b> Frosted Clear <b>RO</b> Rose <b>SK</b> Smoky Green <b>VR</b> Vivid Ruby	<b>BK</b>	
<b>COLOUR SIDE B</b>	<b>DB</b> Dark Bronze <b>EC</b> Extra clear <b>FC</b> Frosted Clear <b>RO</b> Rose <b>SK</b> Smoky Green <b>VR</b> Vivid Ruby	<b>BK</b>	
<b>NYLON RIBBON</b>	<b>BK</b> Black	<b>BK</b>	
<b>CANOPY</b>	<b>BK</b> Black <b>WH</b> White	<b>BK</b>	
<b>MOUNTING</b>	<b>SM</b> Surface mounted <b>RC</b> Recessed canopy with auxiliary box (120V)* <b>RM</b> Recessed canopy with remote driver * (120V / 240V)	<b>SM</b>	
<b>COLOUR TEMPERATURE (CCT)</b>	<b>F22</b> Fixed 2200K <b>F27</b> Fixed 2700K <b>F30</b> Fixed 3000K <b>D27</b> Dim to warm 2700K-2200K <b>D30</b> Dim to warm 3000K-2200K <b>CCT</b> Other CCT available upon request**	<b>F22</b>	
<b>DIMMING</b>	<b>ZT</b> 0-10V (120VAC only) <b>PH</b> Phase dimming <b>DA</b> DALI (220-240VAC only)	<b>ZT</b>	
<b>FULL SKU</b>		<b>STE36BKBKKBKSMF22ZT</b>	

**NOTES**

\*See Recessed Canopy spec sheet for more information and for installation requirements.

\*\*Specific CCT selection only available in 100k increments, from 2200K to 4000K inclusively and not available with Dim-to-Warm feature.

## TESTED DIMMER COMPATIBILITY LIST - 120V\*

Phase cut dimming (leading edge or trailing edge\*\*)

DIMMER BRAND	MODEL	MAX LEVEL	MIN LEVEL	DIMMING PROTOCOL
Cooper	DLC03P	100%	2%	Phase Cut
Leviton	IPE04-1LZ	100%	6%	Phase Cut
Leviton	IPI06-1LZ	100%	1%	Phase Cut
Leviton	VPE06-1LZ	100%	10%	Phase Cut
Lutron	DVCL-153P	100%	1%	Phase Cut
Lutron	DVELV-303P	100%	7%	Phase Cut
Lutron	FAELV-500	100%	12%	Phase Cut
Lutron	MAELV-600	100%	12%	Phase Cut
Lutron	SELV-300P	100%	8%	Phase Cut
Lutron	TGCL-153P	100%	6%	Phase Cut

## TESTED DIMMER COMPATIBILITY LIST - 230V\*

Phase cut dimming (leading edge or trailing edge\*\*)

DIMMER BRAND	MODEL	MAX LEVEL	MIN LEVEL	DIMMING PROTOCOL
Busch-Jaeger	2250U	100%	11.0%	Phase Cut
Busch-Jaeger	6523U	100%	0.6%	Phase Cut
CLIPSAL	32E450TM	100%	3.7%	Phase Cut
CLIPSAL	32E450UDM	100%	4.8%	Phase Cut
EHMANN	T46S	100%	9.0%	Phase Cut
E-Lite	U116	100%	5.0%	Phase Cut
ELKO	315GLE	100%	0.5%	Phase Cut
ELKO	315GLE-2Pole	100%	3.0%	Phase Cut
Feller	40200.LED.F.61	100%	7.0%	Phase Cut
Finder	15.91.8	100%	5.2%	Phase Cut
Gira	117600/I01	100%	7.8%	Phase Cut
Gira	118200/I01	100%	6.0%	Phase Cut
Hager	EVN011	100%	2.8%	Phase Cut
Hager	EVN012	100%	2.9%	Phase Cut
JUNG	225TDE	100%	4.0%	Phase Cut
JUNG	254UDIE1	100%	10.0%	Phase Cut
Legrand	HPM CAT400T	100%	4.0%	Phase Cut
SAL	SDA450	100%	5.0%	Phase Cut
SAL	SDD350	100%	0.0%	Phase Cut
Schneide	40300.RC	100%	6.0%	Phase Cut

\*Other dimmers can yield good results and we recommend conducting your own test before final installation.

Some dimmers require a minimum load, check specifications.

\*Other dimmers that specify LED lamp compatibility may operate without issue.

We recommend conducting your own test before final installation.

\*\*Leading edge is also known as TRIAC or Forward Phase.

Trailing edge is also known as ELV or Reverse Phase.