

Catalogue
2024

lambert&fils

Collections

<u>Isle</u>	5
<u>Silo</u>	13
<u>Sainte</u>	25
<u>Parc</u>	35
<u>Hutchison</u>	43
<u>Dorval</u>	51
<u>Mile</u>	59
<u>Laurent</u>	69
<u>Clark</u>	79
<u>Beaubien</u>	85
<u>Dot</u>	95
<u>Waldorf</u>	107
<u>Material Library</u>	117




Isle

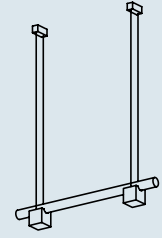
An ode to quiet strength, Isle is a play both on illusion and perception allowing lightness to anchor and foundations to rise. Composed of a delicate glass tube resting on solid-stone and aluminum pedestals and suspended in mid-air like a surreal bridge, Isle is minimal, but never simplistic.

A collection in collaboration with designer Zoë Mowat.

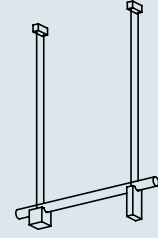
[Visit Isle collection](#)



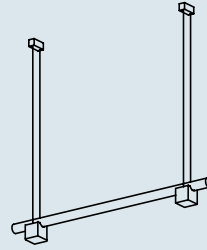




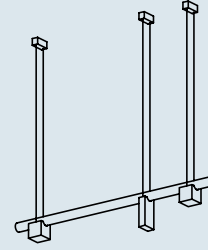
Isle 01A
 L 32 x W 3 x H 4 in
 L 810 x W 76 x H 107 mm
 Total height variable



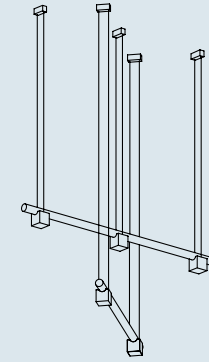
Isle 01B
 L 32 x W 3 x H 7.25 in
 L 810 x W 76 x H 184 mm
 Total height variable



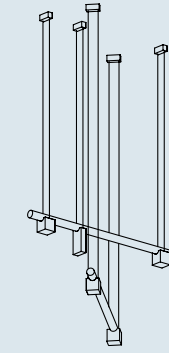
Isle 02A
 L 45 x W 3 x H 4 in
 L 1140 x W 76 x H 107 mm
 Total height variable



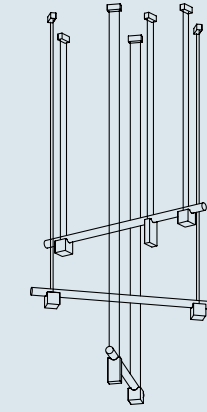
Isle 02B
 L 45 x W 3 x H 7.25 in
 L 1140 x W 76 x H 184 mm
 Total height variable



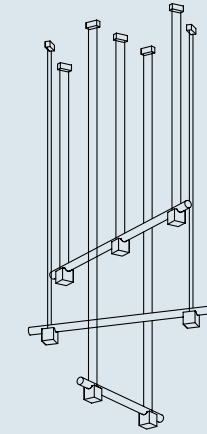
Isle 10
 L 58 x W 30 x H 24 in
 L 1480 x W 760 x H 610 mm
 Total height variable



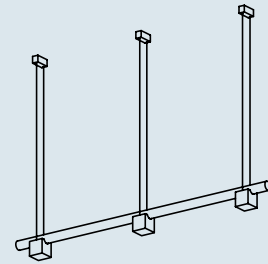
Isle 11
 L 45 x W 32 x H 22 in
 L 1140 x W 800 x H 546 mm
 Total height variable



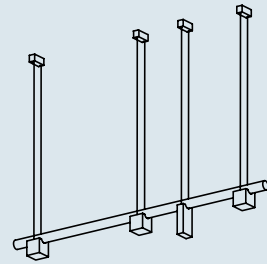
Isle 12
 L 45 x W 35 x H 44 in
 L 1140 x W 880 x H 1120 mm
 Total height variable



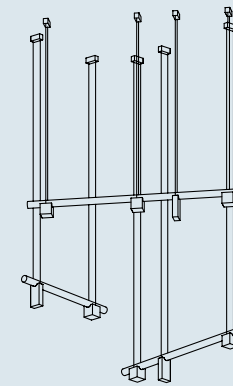
Isle 13
 L 58 x W 30 x H 44 in
 L 1480 x W 760 x H 1120 mm
 Total height variable



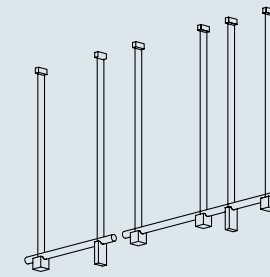
Isle 03A
 L 58 x W 3 x H 4 in
 L 1480 x W 76 x H 107 mm
 Total height variable



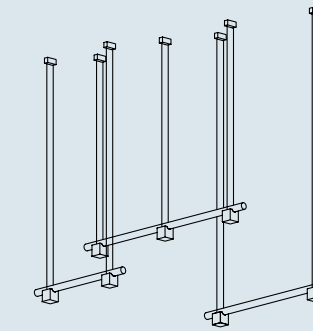
Isle 03B
 L 58 x W 3 x H 7.25 in
 L 1480 x W 76 x H 184 mm
 Total height variable



Isle 14
 L 61 x W 33 x H 43 in
 L 810 x W 790 x H 1080 mm
 Total height variable



Isle 15
 L 98 x W 3 x H 7.25 in
 L 2500 x W 76 x H 184 mm
 Total height variable




Isle 16
 L 95 x W 17 x H 29 in
 L 2420 x W 432 x H 730 mm
 Total height variable

Finishes

Materials : Aluminum or marble blocks and slabs, frosted glass tube, polished aluminum end cap and anchors
 Source: LED array, dimmable






Silo

The Silo collection inhabits many worlds at once, creating a striking metaphor for duality. Mysterious yet inviting, the true magic lies in how its rhythmic curves shape light and space around it. Made using custom aluminium extrusions, the modular upright-downlight creates a theatrical yet sleek composition.

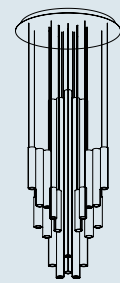
[Visit Silo collection](#)





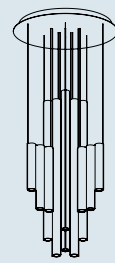






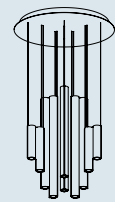
Silo Atelier 01

ø 30 in / 76 cm
Body length 54 in / 137 cm
Total height variable



Silo Atelier 02

ø 28in / 71 cm
Body length 42 in / 107 cm
Total height variable



Silo Atelier 03

ø 28 in / 71 cm
Body length 28 in / 71 cm
Total height variable



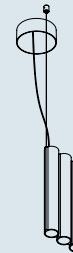
Silo 2SB

L 5 x W 2 x H 17 in
L 130 x W 51 x H 430 mm
Total height variable



Silo 2SC

L 5 x W 2 x H 12 in
L 130 x W 51 x H 300 mm
Total height variable



Silo 3SA

L 7.6 x W 2 x H 12 in
L 190 x W 51 x H 300 mm
Total height variable



Silo 3SB

L 7.6 x W 2 x H 17 in
L 190 x W 51 x H 430 mm
Total height variable



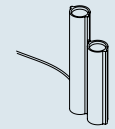
Silo 3SD

L 7.6 x W 2 x H 17 in
L 190 x W 51 x H 430 mm
Total height variable



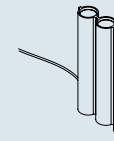
Silo 4SA

L 10 x W 2 x H 12 in
L 260 x W 51 x H 300 mm
Total height variable



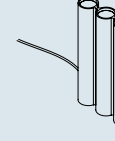
Silo 2TF

L 5 x W 2 x H 12 in
L 130 x W 51 x H 300 mm
Total height variable



Silo 3TA

L 7.6 x W 2 x H 12 in
L 190 x W 51 x H 300 mm
Total height variable



Silo 4TA

L 10 x W 2 x H 12 in
L 258 x W 51 x H 300 mm
Total height variable



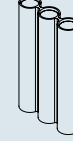
Silo 2WA

L 5 x W 2.5 x H 12 in
L 130 x W 60 x H 300 mm
Total height variable



Silo 2WC

L 5 x W 2.5 x H 12 in
L 130 x W 60 x H 300 mm
Total height variable



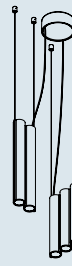
Silo 3WA

L 7.6 x W 2.5 x H 12 in
L 190 x W 60 x H 300 mm
Total height variable




Silo4SE

L 10 x W 2 x H 17 in
L 260 x W 51 x H 430 mm
Total height variable



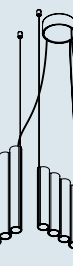
Silo 10

L 14 x W 10.5 x H 21 in
L 360 x W 270 x H 530 mm
Total height variable



Silo 11

L 13.3 x W 8.1 x H 17 in
L 330 x W 210 x H 430 mm
Total height variable



Silo 12

L 24 x W 10.5 x H 21 in
L 610 x W 270 x H 530 mm
Total height variable



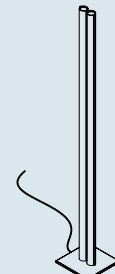
Silo 13

L 42.2 x W 13 x H 21 in
L 1070 x W 330 x H 530 mm
Total height variable




Silo 14

L 42.2 x W 13 x H 21 in
L 1070 x W 330 x H 530 mm
Total height variable



Silo 2FGA

L 5 x W 2 x H 73 in
L 130 x W 51 x H 1850 mm
Total height variable



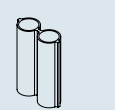
Silo 3FH

L 7.6 x W 2 x H 73 in
L 190 x W 51 x H 1850 mm
Total height variable



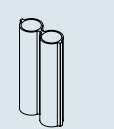
Silo 4FI

L 10 x W 2 x H 60 in
L 260 x W 51 x H 1430 mm
Total height variable



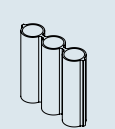
Silo Vase 2VJ

L 5 x W 2 x H 7 in
L 130 x W 51 x H 178 mm
Total height variable



Silo Vase 2VK

L 5 x W 2 x H 9 in
L 130 x W 51 x H 229 mm
Total height variable



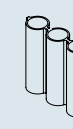
Silo Vase 3VJ

L 7.6 x W 2 x H 7 in
L 193 x W 51 x H 178 mm
Total height variable



Silo Vase 3VK

L 7.6 x W 2 x H 9 in
L 193 x W 51 x H 229 mm
Total height variable



Silo Vase 4VJ

L 10 x W 2 x H 7 in
L 258 x W 51 x H 178 mm
Total height variable



Silo Vase 4VK

L 10 x W 2 x H 9 in
L 258 x W 51 x H 229 mm
Total height variable

Finishes

Materials : Powder-coated, polished or tumbled aluminum
Source: LED array, dimmable





Sainte

Featuring lightweight glass, slight dimensions and subdued colours, the Sainte's Classic series is destined for residential and office interiors—invoking magic and theatre into accessible designs. Hung solo or in multiples, Sainte's tones and textures unearth ambiance and imbue a sense of intimacy.


Created in collaboration with Canadian designer Rachel Bussin.

[Visit Sainte collection](#)

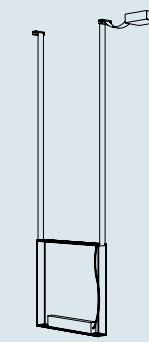




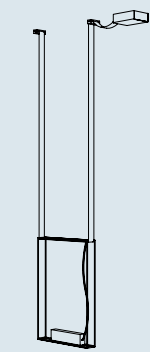




Sainte Atelier 01
 L 30 x W 2 x H 6 in
 L 760 x W 50 x H 150 mm
 Total height variable



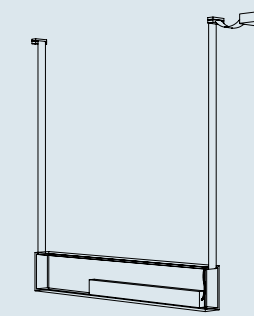
Sainte Atelier 02
 L 18.5 x W 2 x H 18.5 in
 L 470 x W 50 x H 470 mm
 Total height variable



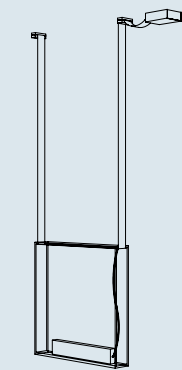
Sainte Atelier 03
 L 15 x W 2 x H 22 in
 L 380 x W 50 x H 560 mm
 Total height variable



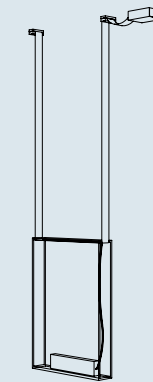
Sainte Atelier 05
 L 22.5 x W 2 x H 9 in
 L 570 x W 50 x H 230 mm
 Total height variable



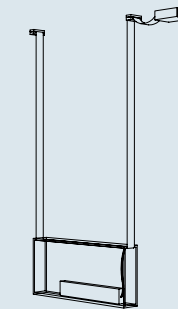
Sainte Atelier 06
 L 48 x W 3.8 x H 8 in
 L 1220 x W 96 x H 203 mm
 Total height variable




Sainte Atelier 07
 L 24 x W 3.8 x H 24 in
 L 610 x W 96 x H 610 mm
 Total height variable



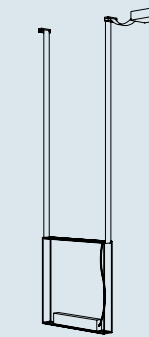
Sainte Atelier 08
 L 20 x W 3.8 x H 28 in
 L 510 x W 96 x H 710 mm
 Total height variable



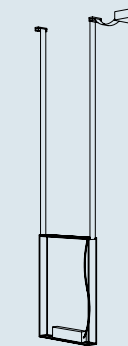
Sainte Atelier 09
 L 27 x W 3.8 x H 12 in
 L 686 x W 96 x H 305 mm
 Total height variable



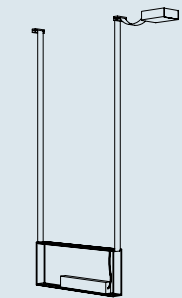
Sainte 21
 L 30 x W 2 x H 6 in
 L 760 x W 50 x H 150 mm
 Total height variable



Sainte 22
 L 18.5 x W 2 x H 18.5 in
 L 470 x W 50 x H 470 mm
 Total height variable



Sainte 23
 L 15 x W 2 x H 22 in
 L 380 x W 50 x H 560 mm
 Total height variable



Sainte 25
 L 22.5 x W 2 x H 9 in
 L 570 x W 50 x H 230 mm
 Total height variable

Finishes
 Materials : Laminated glass or acrylic panels, polished aluminium light block and anchors, nylon ribbons
 Source: LED array, dimmable






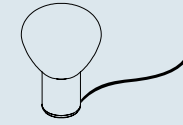
Parc Collection

Parc is a collection inspired by childhood imagination and the essentiality of homemade forms—created in collaboration with Swiss designer Adrien Rovero. Evoking the archetype of a flashlight, each lamp of the Parc Collection is a playful reminder of time spent in nature, when a simple tube and piece of string could be used to fashion any number of creations. These makeshift things, at once naive and functional, harness the unique beauty of peeling an object back to its essence.

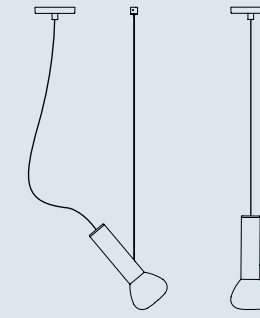
[Visit Parc collection](#)



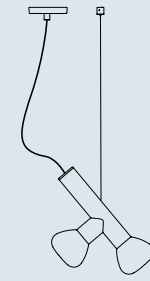




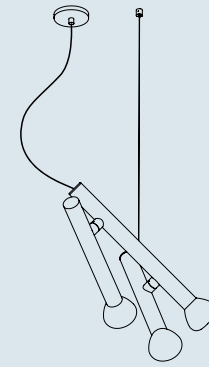
Parc 01
 ø 5 x H 6.8 in
 ø 130 x H 170 mm



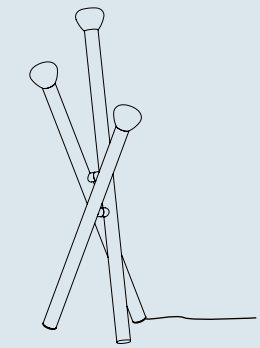
Parc 02
 L 5 x W 5 x H 12 in
 L 130 x W 130 x H 302 mm
 Total height variable



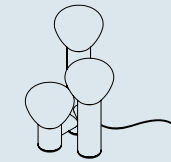
Parc 03
 L 5 x W 8.6 x H 15.4 in
 L 130 x W 218 x H 390 mm
 Total height variable



Parc 04
 L 24.25 x W 20 x H 29 in
 L 616 x W 508 x H 740 mm




Parc 05
 L 31 x W 23 x H 59 in
 L 787 x W 584 x H 1500 mm



Parc 06
 L 9 x W 9 x H 18 in
 L 230 x W 230 x H 460 mm

Finishes
 Materials : Powder-coated aluminum body, frosted glass globes
 Source: G9 LED bulb, dimmable






Hutchison Collection

Hutchison is the thoughtful study of soft curves and hard lines—a rivalry of vertical and horizontal forces and a play of scale and repetition. Alone, it self-defines as a frank, decorative pendant light. In multiples, it evokes the iconic patterns of Middle Eastern archways and Roman terracotta roofs.

[Visit Hutchison collection](#)







Hutchison 01

L 9.5 x W 2.25 x H 1.7 in
L 240 x W 60 x H 40 mm
Total height variable



Hutchison 02

L 9.5 x W 4.5 x H 1.7 in
L 240 x W 60 x H 40 mm
Total height variable



Hutchison 03

L 9.5 x W 6.8 x H 1.7 in
L 240 x W 60 x H 40 mm
Total height variable



Hutchison 04

L 9.5 x W 9 x H 1.7 in
L 240 x W 240 x H 40 mm
Total height variable

Finishes

Materials : Powder-coated or polished aluminum body, PMMA frosted lens
Source: LED array, dimmable







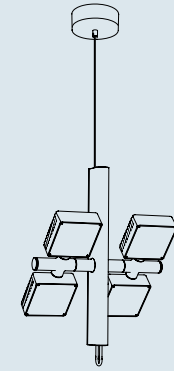
Dorval Collection

Based on Cluzel / Pluchon's original pendant prototype Dorval 01, this collection is layered in history, a subtle interplay between contemporary and vintage industrial design. Drawing equal inspiration from airport runway lights and the classic Motobecane french moped, the result is a light both confrontational and intriguing—one which poses an immediate invitation to play.

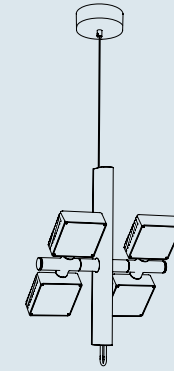
[Visit Dorval collection](#)



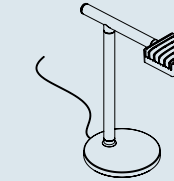




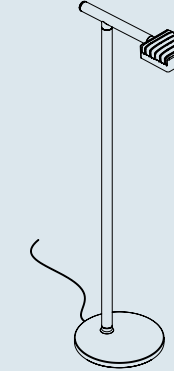
Dorval Atelier
 L 45 x W 34 x H 3.5 in
 L 1150 x W 860 x H 89 mm
 Total height variable



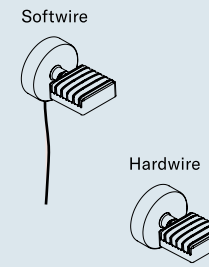
Dorval 01
 L 45 x W 34 x H 3.5 in
 L 1150 x W 860 x H 89 mm
 Total height variable



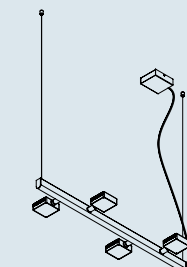
Dorval 02
 L 16 x W 8.25 x H 18 in
 L 400 x W 210 x H 450 mm



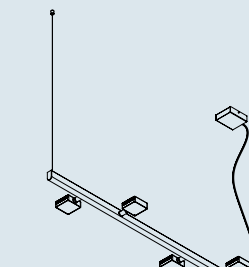
Dorval 03
 L 16 x W 10 x H 44 in
 L 410 x W 250 x H 120 mm



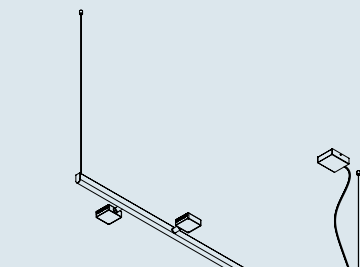
Dorval 04
 L 7 x W 5.5 x H 5.5 in
 L 190 x W 140 x H 140 mm



Dorval 05 - 4'
 L 48 x W 16 x H 2.5 in
 L 1226 x W 400 x H 60 mm
 Total height variable



Dorval 05 - 6'
 L 72 x W 16 x H 2.5 in
 L 1835 x W 400 x H 60 mm
 Total height variable



Dorval 05 - 8'
 L 96 x W 16 x H 2.5 in
 L 2438 x W 400 x H 60 mm
 Total height variable

Finishes
 Materials : Powder-coated aluminum or polished aluminum or brass body, PMMA frosted lens
 Source: LED array, dimmable







Mile Collection

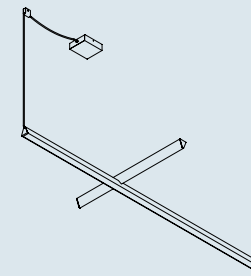
A collaboration between Lambert & Fils and Guillaume Sasseville, Mile offers a variation on the linear suspension, pared down to its simplest, asymmetrical expression, with two lines floating in surprising equilibrium. Direct and indirect light are separated by a 90° pivot, thus marking out space with light. A play on contrasts, Mile is part art installation and part utilitarian light. The use of linear LED technology and the cords clamped into the structure add to the weightless, almost levitating feel of the lamp.

[Visit Mile collection](#)

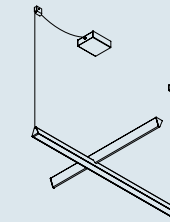




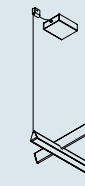




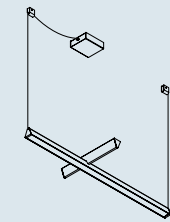
Mile Atelier 01
 L 79 x W 34 x H 3.5 in
 L 2100 x W 860 x H 89 mm
 Total height variable



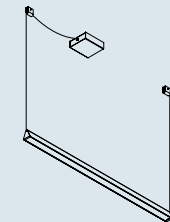
Mile 01
 L 45 x W 34 x H 3.5 in
 L 1150 x W 860 x H 89 mm
 Total height variable



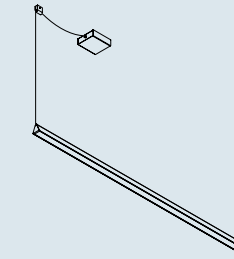
Mile 02
 L 20 x W 17 x H 3.5 in
 L 500 x W 430 x H 89 mm
 Total height variable



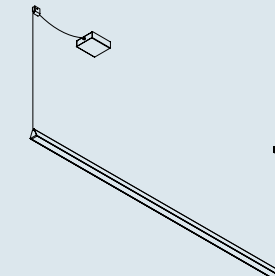
Mile 03
 L 45 x W 17 x H 3.5 in
 L 1160 x W 430 x H 89 mm
 Total height variable



Mile 04 A
 L 45.5 x W 2 x H 3.5 in
 L 1150 x W 60 x H 89 mm
 Total height variable



Mile 04 B
 L 68 x W 2 x H 3.5 in
 L 1730 x W 60 x H 89 mm
 Total height variable



Mile 04 C
 L 79 x W 2 x H 3.5 in
 L 2010 x W 60 x H 89 mm
 Total height variable

Finishes
 Materials : Powder-coated or polished aluminum, PMMA frosted lens
 Source: LED array, dimmable





Laurent Collection

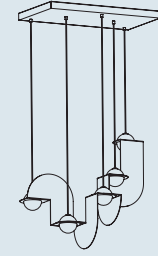
The Laurent Collection distills the milk globe to its essential relationship between circle and sphere. A series of thin forms compliment the Laurent globes—forms that carve through space, moving between line, surface, and volume. These forms combine in endless patterns, making it possible for an installation of Laurent lamps to inhabit any space with subtlety and quiet strength.

[Visit Laurent collection](#)





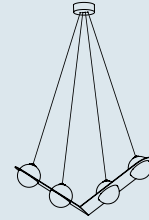




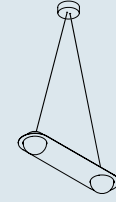
Laurent Atelier 01
 L 40 x W 24 x H min. 60 in
 L 101 x W 60 x H min. 152 mm
 Total height variable



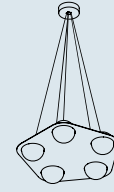
Laurent 01
 L 16 x W 16 x H 11 in
 L 410 x W 410 x H 280 mm
 Total height variable



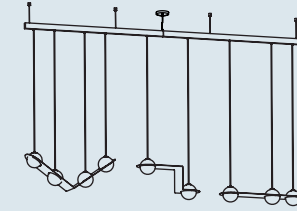
Laurent 02
 L 32 x W 8 x H 13 in
 L 810 x W 200 x H 330 mm
 Total height variable



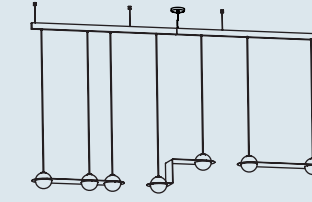
Laurent 03
 L 30 x W 8 x H 5.5 in
 L 760 x W 200 x H 140 mm
 Total height variable



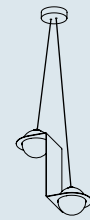
Laurent 04
 L 30 x W 8 x H 5.5 in
 L 760 x W 200 x H 140 mm
 Total height variable



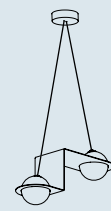
Laurent 13
 L 105 in / 2690 mm
 Total height variable



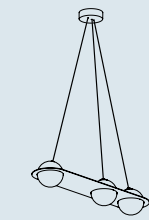
Laurent 14
 L 105 in / 2690mm
 Total height variable



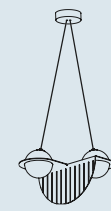
Laurent 05
 L 16 x W 8 x H 20 in
 L 410 x W 200 x H 510 mm
 Total height variable



Laurent 06
 L 24 x W 8 x H 14 in
 L 610 x W 200 x H 360 mm
 Total height variable



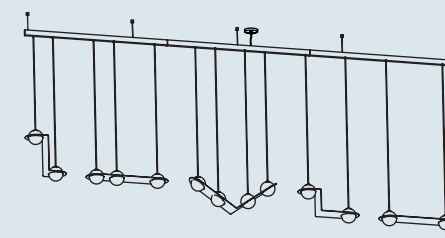
Laurent 07
 L 31 x W 8 x H 5.5 in
 L 790 x W 200 x H 140 mm
 Total height variable



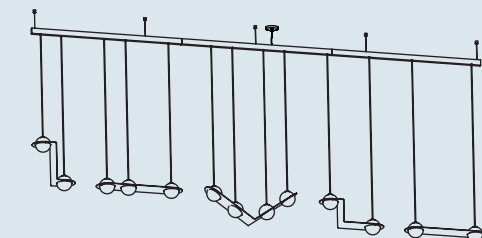
Laurent 09
 L 16 x W 16 x H 11 in
 L 410 x W 410 x H 280 mm
 Total height variable



Laurent 10
 ø 5.5 in / 360 mm
 Total height variable



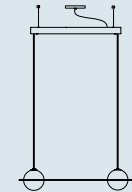
Laurent 15
 L 144 in / 3660 mm
 Total height variable



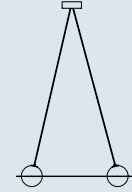
Laurent 16
 L 125 in / 3240 mm
 Total height variable



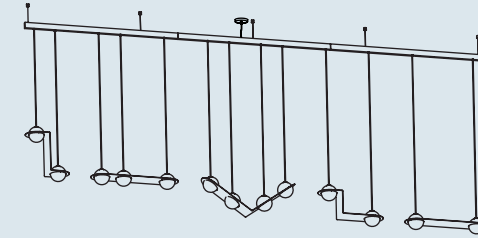
Parallel Wires



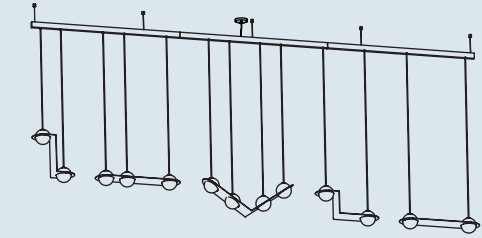
Parallel Wires With
 Offset Canopy



Angled Wires



Laurent 17
 L 168 in / 4270 mm
 Total height variable



Laurent 18
 L 168 in / 4270 mm
 Total height variable

Finishes
 Materials : Powder-coated aluminum or nickel plated steel or brass body, hand-blown opaline glass
 Source: G9 LED bulb, dimmable



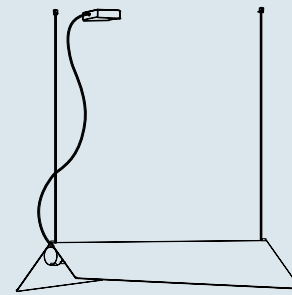


Clark Collection

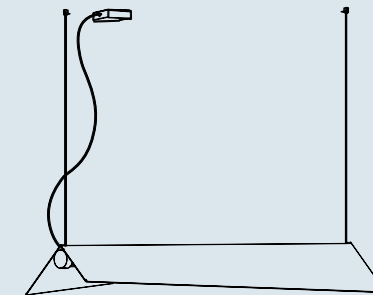
The Clark Collection pushes the limits of form without sacrificing functionality. Cut and bent metal create shades that both block and reflect the lamp's light source, casting an even wash of light on any surface. Marble is used not only to anchor the lamps, but also to provide a contemporary touch to its surrounding environment. The rich materials and subtle used of angles in these lamps seamlessly blend elegance and playfulness.

[Visit Clark collection](#)





Clark Suspension D
 L 46.25 x W 16 x H 8 in
 L 1175 or 1752 x W 406 x H 198 mm
 Total height variable



Clark Suspension F
 L 69 x W 16 x H 8 in
 L 1740 x W 406 x H 198 mm
 Total height variable

Finishes
 Materials : Powder-coated aluminum or brass body, marble end caps, milk polycarbonate diffuser
 Source: LED array






Beaubien Collection


The Beaubien Collection's strong black lines bend in and out of space, moving effortlessly between simplicity and ornamentation. Round and cubic brass connectors complete the lamps' structures and add a rich material contrast to the powder coated rods. The collection's industrial and graphic aesthetic is imbued with a palette of influences, from traditional Chinese screens to the Memphis movement. Each influence strengthens the collection, creating nuance within its timeless character.

[Visit Beaubien collection](#)

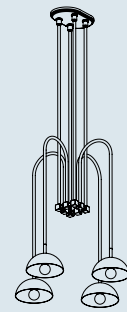




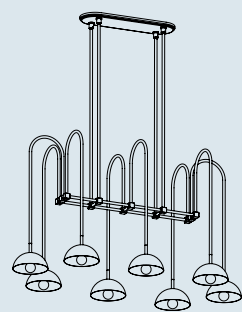




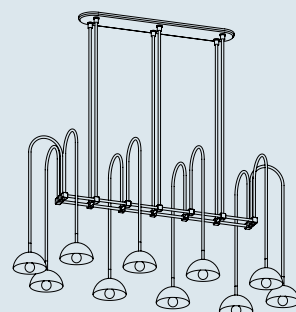
Baubien Atelier 01
 L 54 x W 20 in
 L 1360 x W 490 mm
 Total height variable



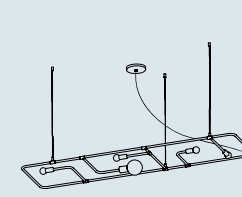
Baubien Atelier 03
 L 24 x W 24 in
 L 62 x W 62 mm
 Total height variable



Baubien Atelier 05
 L 49 x W 24 in
 L 1240 x W 620 mm
 Total height variable



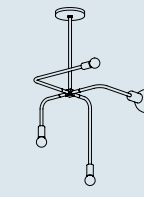
Baubien Atelier 06
 L 63 x W 24 in
 L 1600 x W 620 mm
 Total height variable



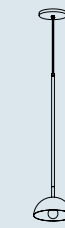
Baubien Ceiling
 L 60 x W 17 in
 L 1524 x W 432 mm
 Total height variable



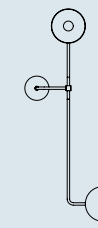
Baubien Wall
 L 17 x W 4.5 x H 60 in
 L 432 x W 102 x H 1524 mm



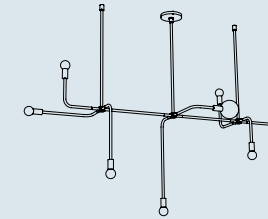
Baubien Suspension
 L 23 x W 24 x H 17.5 in
 L 580 x W 640 x H 448 mm
 Total height variable



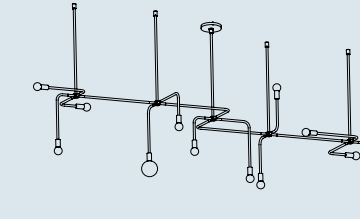
Baubien Simple Shade
 ø 7 in - ø 178 mm
 Height variable
 min. height 30in - 762 mm



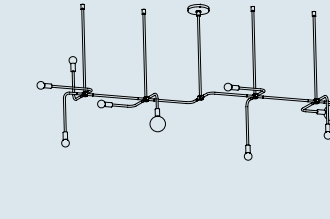
Baubien Wall Double Shade
 L 16 x W 14 x H 42 in
 L 406 x W 356 x H 1118 mm



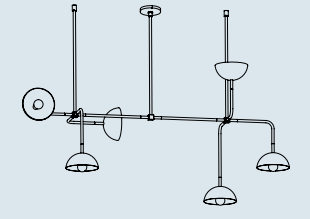
Baubien 05
 L 60 x W 21 in
 L 1524 x W 530 mm
 Total height variable



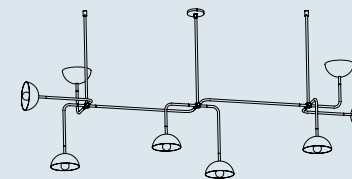
Baubien 06
 L 86 x W 29 in
 L 2180 x W 740 mm
 Total height variable



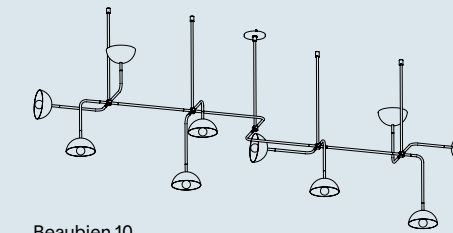
Baubien 07
 L 108 x W 48 in
 L 2740 x W 1220 mm
 Total height variable



Baubien 08
 L 60 x W 23 in
 L 1920 x W 580 mm
 Total height variable



Baubien 09
 L 84 x W 34 in
 L 2130 x W 860 mm
 Total height variable



Baubien 10
 L 108 x W 40 in
 L 2740 x W 1020 mm
 Total height variable

Finishes
 Materials : Powder-coated aluminum or brass or steel body, brass hardware, milk glass globes
 Source: G9 LED bulb, dimmable






Dot Collection

The Dot Collection combines the directness of exposed, spherical bulbs with the rich materiality of brass. Focused, geometric compositions contain these two features, balancing line, surface, and luminous points. The result is a collection of lamps based in the reflectivity of brass—lamps that are both atmospheric and firm.

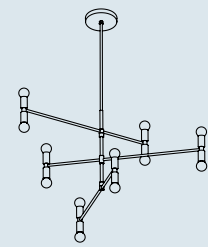
[Visit Dot collection](#)



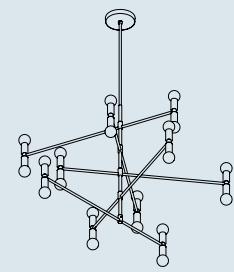




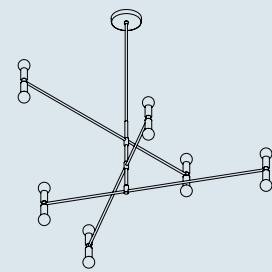




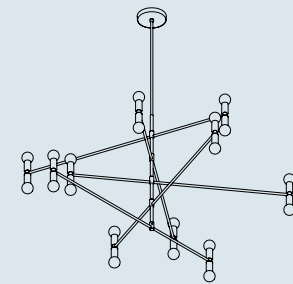
Atomium
 ø 38 x H 19 in
 ø 965 x H 483 mm
 Total height variable



Dot 14a
 ø 38 x H 29 in
 ø 970 x H 730 mm
 Total height variable



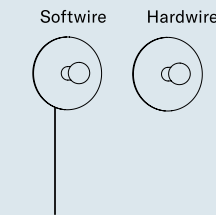
Dot 14b
 ø 48 x H 19 in
 ø 1220 x H 580mm
 Total height variable



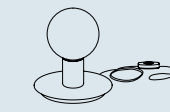
Dot 14c
 ø 48 x H 29 in
 ø 1220 x H 730mm
 Total height variable



Dot Suspension
 ø 6 x H 5 in
 ø 152 x H 127 mm
 Total height variable



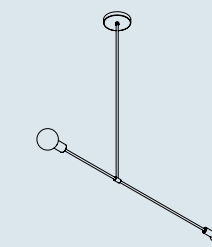
Dot Wall
 ø 6 x H 5 in
 ø 152 x H 102 mm



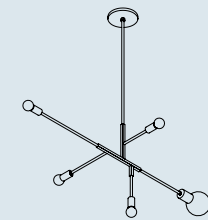
Dot Table
 ø 6 x H 5 in
 ø 152 x H 127 mm



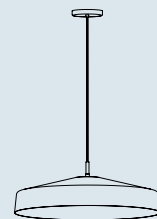
Dot Line Floor
 L 12 x H 60 in
 L 305 x H 1524 mm



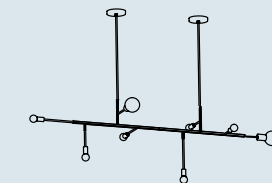
Antipode
 L 47 x W 4 x H 4 in
 L 1194 x W 100 x H 100 mm
 Total height variable



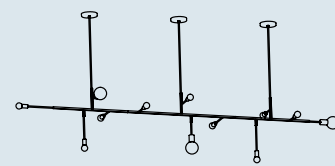
Cliff Suspension
 L 42 x W 22 x H 18 in
 L 1092 x W 559 x H 457 mm
 Total height variable



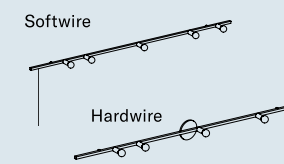
Cliff Dome
 ø 24 in x H 8.5 in
 ø 610 mm x H 216 mm
 Total height variable



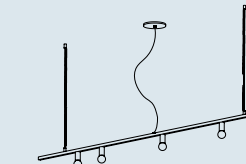
Cliff 07
 L 72 x W 24 x H 22 in
 L 1829 x W 610 x H 599 mm
 Total height variable



Cliff 08
 L 108 x W 24 x H 22 in
 L 2743 x W 610 x H 599 mm
 Total height variable



Dot Line Wall
 L 72 x H 5 in
 L 1829 x H 127 mm



Dot Line Suspension
 L 72 x H 5 in
 L 1829 x H 127 mm
 Total height variable

Finishes
 Materials : Powder-coated aluminum or brass or steel body, brass hardware, milk glass globes
 Source: G9 LED bulb, dimmable




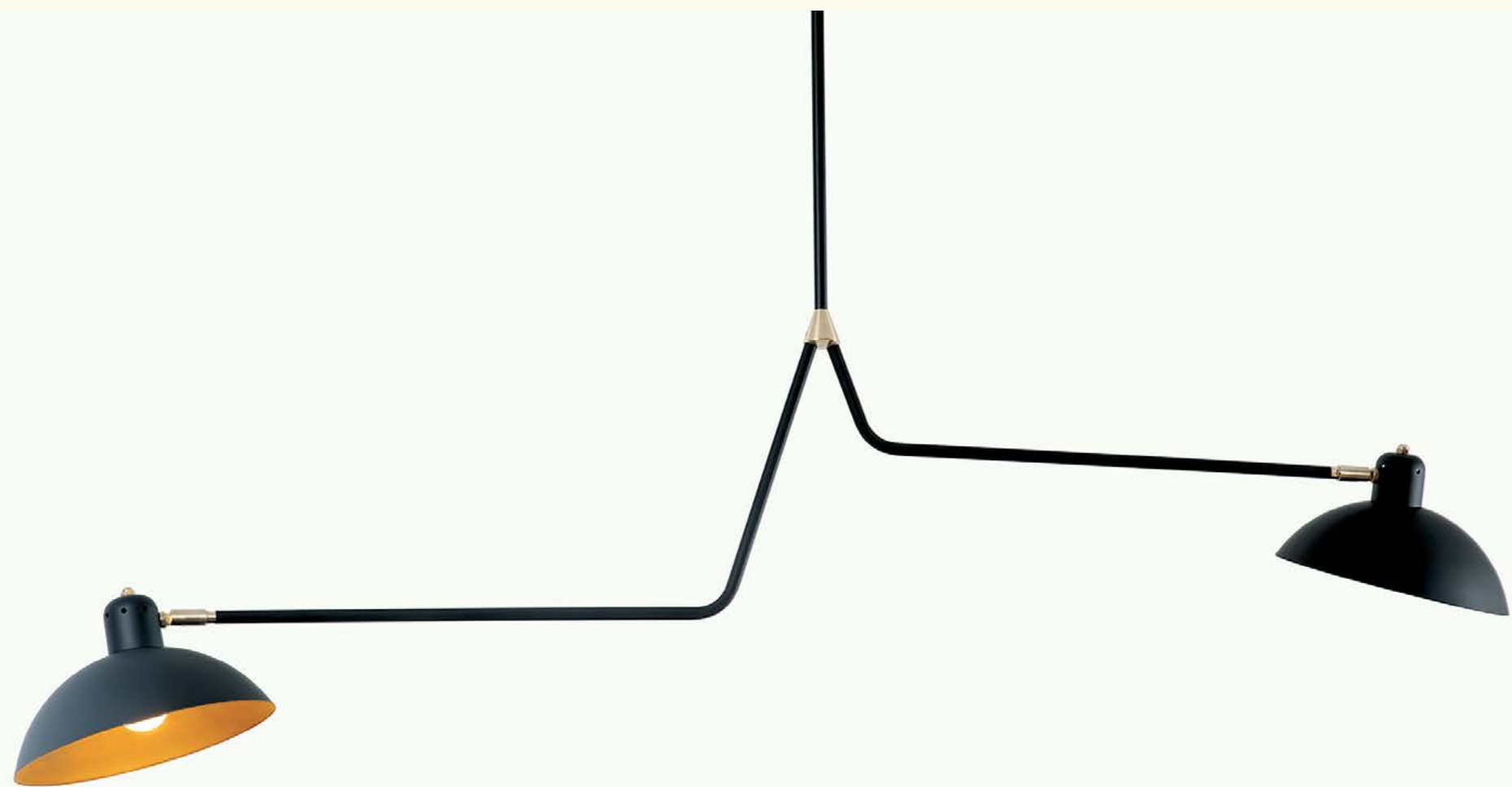


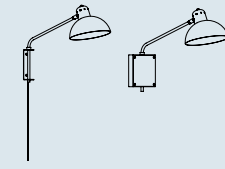
Waldorf Collection

The main feature of the Waldorf Collection combines an open hemispherical shade with a cylindrical socket cover. This composite shade is deployed in suspension and wall-mounted configurations with natural brass and powder coated rods. Swivelling shades and other moving parts add functional flexibility to the crisp, streamlined forms of this collection.

[Visit Waldorf collection](#)

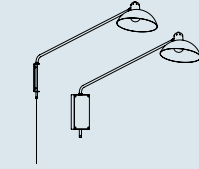






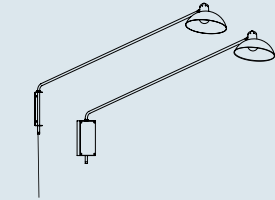
Waldorf Wall Small

L 19 x H 13 in
L 470 x H 330 mm
Total height variable



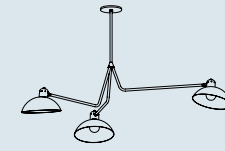
Waldorf Wall Large B

L 32 x H 22 in
L 810 x H 560 mm
Total height variable



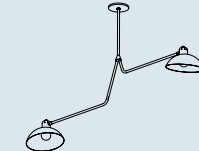
Waldorf Wall Large D

L 48 x H 28 in
L 1220 x H 710 mm
Total height variable



Waldorf Suspension Triple

ø 60 x H 18
ø 1520 x W 460 mm
Total height variable



Waldorf Suspension Double

L 60 x H 18 x W 9.5 in
L 1520 to 229 x W 240 mm
Total height variable

Finishes

Materials : Powder-coated aluminum or brass or steel body, brass hardware, milk glass globes
Source: G9 LED bulb, dimmable





Lambert & Fils is a design studio specializing in handmade lighting, based in Montreal, Canada.

Founded in 2010 by Samuel Lambert, the studio creates original collections and collaborates with emerging designers around the world. Preserving the bond between design and making, all lighting is conceived, designed and hand-assembled at their atelier located in the heart of Montreal.

One of the country's most energized hubs for collaborative design,

Lambert & Fils contributes to art and design installations internationally and hosts a public exhibitions space in Montreal. Like the studio itself, these explorations trace where the unexpected meets the universally poetic—and where humility meets complex design.

Through its exploration of new design technologies, Lambert & Fils investigates the many shapes of light—meditating on voids, volumes and the importance of matière première—materials as a point of origin.




Material Library

Through our design and production practice, we meditate on the philosophy of *matière première*—where the quality of finishes, colors, and textures is just as crucial as the material itself. Quick, easy, and practical, our material library gathers all our catalog finishes and materials.

[Visit Material Library](#)

Metal



Textured Black



Flat Black



Graphite



Brass



Textured White



Flat White



Textured Beige



Polished Aluminum



Mirror Polished Aluminum



Tumbled Aluminum



Nickel Plated



Glossy Elephant



Glossy Oxblood



Textured Poppy



Wrinkled Dusty Pink



Textured Terracotta



Textured Burgundy



Textured Aubergine



Textured Midnight Blue



Textured Blue



Textured Green

Marble



Black Marquina



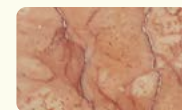
Guatemala green



Pink Portugal



Red Levanto



Red Negrais

Glass/ Acrylic



Black



Grey



Green



Bronze



Extra Clear



Frosted Extra Clear



Plum



Ruby

Color guide

Metal

	BEAUBIEN	CLARK	DORVAL	DOT	HUTCHISON	ISLE	LAURENT	MILE	PARC	SILO	WALDORF
AL Polished Aluminum			●		●	●		●○			
AU Textured Aubergine							○			●	
BE Textured Blue							●		●		
BG Textured Beige			●	●	●			●	●	●	
BK Flat Black	●			●							●
BK Textured Black	●	●	●	●	●		●	●	●	●	
BR Brass	●	●	○	●			●				●
BU Textured Burgundy							●	●	●		
CH Nickel Plated							●				
DP Wrinkled Dusty Pink	○									●	
GE Glossy Elephant	○										
GR Graphite	●			●							●
GN Textured Green								●	●		
MB Textured Midnight Blue			●	●					●	●	
MR Mirror Polished Aluminum										●	
OB Glossy Oxblood	○									●	
PP Textured Poppy							○				
TA Tumbled Aluminum										●	
TC Textured Terracotta					●				●	●	
WH Flat White											●
WH Textured White		●		●	●			●	●	●	

Cord

AL Aluminum			●					●○			
BE Blue							●		●		
BG Beige			●	●			●○	●	●		
BK Black	●	●	●	●	●	●	●	●	●	●	●
BR Brass							●				
BU Burgundy							●	●	●		
CU Cumin										●	
GN Green								●	●		
MB Midnight blue			●	●					●		
WH White		●	●	●	●			●	●	●	●

Glass / Acrylic

	SAINTE
BK Black	●○
BZ Bronze	●○
EC Extra Clear	●○
FC Frosted Extra Clear	●○
GN Green	●○
GY Grey	●○
PL Plum	○
RU Ruby	○

Ribbon

	SAINTE
BG Beige	●○
BK Black	●○

Marble

	ISLE
BM Black Marquina	●
GU Guatemala Green	●
PI Pink Portugal	●
RN Red Negrais	●
RL Red Levanto	●

● Standard Models
○ Atelier models

Head office and Workshop
6250 rue Hutchison, suite 100
Montréal, QC H2V 4C5
+1 514-394-0762

Our business hours are Monday to Friday,
between 9am and 5pm EST.
We do our best to answer emails within 24 hours.

*Our lamps can be purchased from authorized
dealers around the world.

General Inquiries
info@lambertetfils.com

Customer service, orders and quotes
order@lambertetfils.com

Photo Credits

Jonas Bjerre-Poulsen
Mathieu Brouillette
Martino Di Napoli
Arseni Khamzin
Stefano Giacomello
Darius Laprise
Chris Mottalini
Fran Parente
Victor Roussel
Tommaso Sartori
Adrien Williams
David Wordkind

lambert&fils