
PH 5-4½ & PH 6½-6

Designed by Poul Henningsen



Technical specifications

Materials

Shades: Spun aluminum. Struts: Rolled aluminum.

Finishes

White.

Mounting

Suspension type: 1x stainless steel aircraft cable (PH 6½-6).
Canopy: White. Cord type: 3-conductor, 18 AWG white PVC power cord. Cord length: 12'. For mounting instructions, see download section on the product detail page.

Information

Electrical:

System Wattage: 22 W - 96 W
LED Wattage: 20 W - 94 W
Delivered lumens: 1,645 - 4,420
Efficacy: 46.0 - 74.7 lm/W

Certifications:

cULus, Damp Location
Protection class IP20
Controllability: Phase dimming or 0-10V dimming.
Color Rendering: Ra≥90 for LED variants. For the E-socket product variants, bulbs are not included. LED light source is part of the product.

SPECIFICATION NOTES

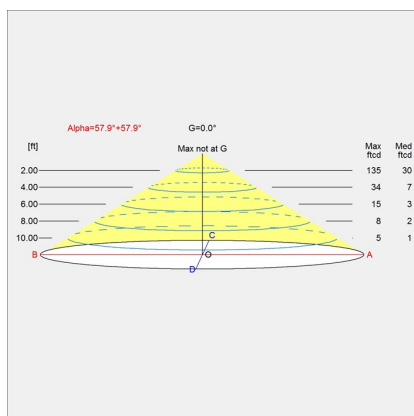
- 5-4½ available in 1/22W/A-21/120V or 44W LED.
 - 5-4½ available in 44W LED variants available with mains dimming at 120V or 0-10V dimming with 120-277V.
 - 6½-6 available only in 97W LED with 0-10V dimming with 120-277V.
-

PH 5-4½ & PH 6½-6

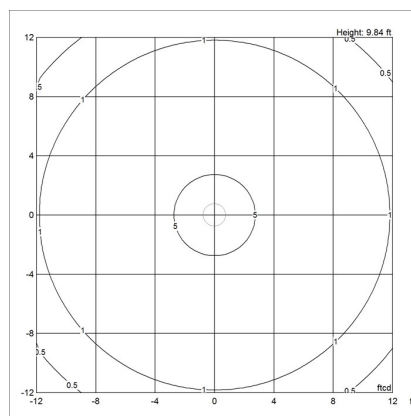
Designed by Poul Henningsen

Light distribution diagrams

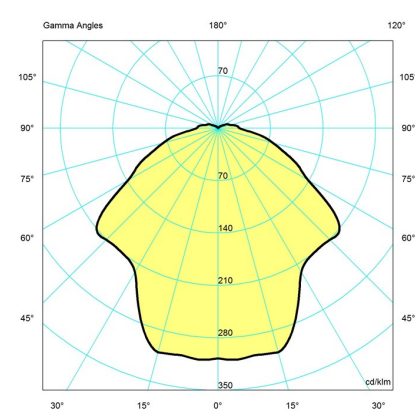
CARTESIAN



ISOLUX



POLAR



Variant Options

For particular variant options, please check our online Product Variants Configurator on the product detail page.


VARIANT NO.	LIGHT SOURCE	VOLTAGE/FRQ	LUMEN	FEATURES	CABLE
10000149867	LED 3000K 44W	120-277V/60HZ	1755	Dim 0-10v	White fabric cord
10000149868	LED 3000K 44W	120V	1755	Phase dimming (mains dimm)	White fabric cord
10000149869	LED 3000-1800K D2W 44W	120-277V/60HZ	1446	Dim 0-10v	White fabric cord
10000149870	LED 3000-1800K D2W 44W	120V	1446	Phase dimming (mains dimm)	White fabric cord
5741928695	LED 2700K 96W	120-277V/60HZ	4420	Dim 0-10v	White fabric cord
5741938698	LED 3000K 96W	120-277V/60HZ	4420	Dim 0-10v	White fabric cord

Variants

VARIANT NUMBER	COLOR, RAL	W / H / L (IN) / W (LB)
10000149867	WHT, 016	18.3 / 12.5 / 18.3 IN / 5.4 LB
10000149868	WHT, 016	18.3 / 12.5 / 18.3 IN / 5.4 LB
10000149869	WHT, 016	18.3 / 12.5 / 18.3 IN / 5.4 LB
10000149870	WHT, 016	18.3 / 12.5 / 18.3 IN / 5.4 LB
5741928695	WHT, 016	25.6 / 16.4 / 25.6 IN / 19.1 LB
5741938698	WHT, 016	25.6 / 16.4 / 25.6 IN / 19.0 LB

PH 5-4½ & PH 6½-6

The trumpet-shaped top shade provides illumination of the area above the three lower shades, which primarily direct the light downwards. A base reflector and a blue glare ring protect against glare from all angles. The strongest light is directly under the fixture. The shades have a matte white painted finish to ensure very comfortable lighting.



Poul Henningsen

Poul Henningsen was born in Copenhagen by the famous Danish writer Agnes Henningsen. He never graduated as an architect, but studied at The Technical School at Frederiksberg, Denmark from 1911-14, and then at Technical College in Copenhagen from 1914-17.



Musashino Academia Musicae



Statsministeriet

Product info

Information

Electrical: System Wattage: 22 W - 96 W LED Wattage: 20 W - 94 W Delivered lumens: 1,645 - 4,420 Efficacy: 46.0 - 74.7 lm/W Certifications: cULus, Damp Location Protection class IP20 Controllability: Phase dimming or 0-10V dimming. Color Rendering: Ra≥90 for LED variants.

Mounting

Suspension type: 1x stainless steel aircraft cable (PH 6½-6). Canopy: White. Cord type: 3-conductor, 18 AWG white PVC power cord. Cord length: 12'.

Finish

White.

Materials

Shades: Spun aluminum. Struts: Rolled aluminum.

Sizes and weight

Width x Height x Length (in.) | 18.3 x 12.5 x 18.3 Max 5.4 lbs | 25.6 x 16.4 x 25.6 Max 19.1 lbs

Compliance

cULus, Damp location.

Specification notes

a. 5-4½ available in 1/22W/A-21/120V or 44W LED. b. 5-4½ available in 44W LED variants available with mains dimming at 120V or 0-10V dimming with 120-277V. c. 6½-6 available only in 97W LED with 0-10V dimming with 120-277V.

Light source

LED 3000-1800K D2W 44W
Lumen: 1446

Information

Electrical:
System Wattage: 22 W - 96 W
LED Wattage: 20 W - 94 W
Delivered lumens: 1,645 - 4,420
Efficacy: 46.0 - 74.7 lm/W
Certifications:
cULus, Damp Location
Protection class IP20
Controllability: Phase dimming or 0-10V dimming.
Color Rendering: Ra≥90 for LED variants.



Product variants

Dimension	Light source	Lumen	Voltage frequency	Lighting control
5-4½	LED 2700K 96W	1446	120-277V/60HZ	Dim 0-10v
6½-6	LED 3000-1800K D2W 44W	1755	120V	Phase dimming (mains dimm)
	LED 3000K 44W	4420		
	LED 3000K 96W			

Product description

The famous three shade system designed by Poul Henningsen has been used to create the PH 6½-6 and the PH 5-4½. The pendant is comprised of a four concave aluminum shades surrounding a central light source. The trumpet-shaped top shade provides a wider light distribution than other PH pendants with three shades. The rings are supported by thin, curved vertical struts with white finish. The fixture provides 100% glare-free light. Its geometric design is based according to the mathematical lituus curve, providing even illumination on all of the rings. An internal glare reducing ring is adjustable and has a bottom surface painted blue. The rings are carefully designed and positioned to prevent direct view of the light source while providing horizontal and vertical light distribution. Available in two sizes.

Mounting

Mounts onto a 4 inch octagonal outlet box. Larger size variants requires additional weight support. Canopy for PH 5-4½ socketed variant: White, flat cone profile, 5.3 IN diameter x 1 IN tall. Canopy for both sizes LED variants: White dome profile 9.4 IN diameter x 4.3 IN tall. Cord type: 2 or 3-conductor, 18 AWG PVC power cord. Cord length: 12 feet. PH 6½-6 variants include a single stainless steel aircraft style suspension wire. LED variants include class II driver for inside canopy. PH 6½-6 variants only dimmable by 0-10V control. PH 5-4½ LED variants are 0-10V or mains dimming.

Light description

Very wide, mostly downward light distribution. The shades curvatures and positions direct light outward and downward. Internal shields prevent direct view of the light source to control glare. PH 5-4½ size option with socketed variant customer to provide their desired lamp. PH 5-4½ size also available in LED of 3000K or Dim-to-Warm option, for 0-10V or mains dimming. PH 6½-6 is LED with standard CCT in 2700K and 3000K, for 0-10V dimming controls.

Design

Poul Henningsen

Material

Shades: spun aluminum, 0.08 IN thick. Canopy for socketed variants is spun aluminum, 0.03 IN thick. Canopy for LED variants is white polycarbonate dome, 0.1 IN thick. Vertical struts: extruded aluminum sleeves over steel rods. Standard finish are matte surface powder coat with minimum 2 mils thickness in white. Internal glare ring has wet painted blue accent surface.

Weight

Min: 19.026 lbs Max: 5.353 lbs

Dimensions

5-4½, 6½-6

Other functions

Longer cord lengths. LED in 3500K or 4000K. Alternative dimming controls. LED retrofit kit available for existing installations.

Finish

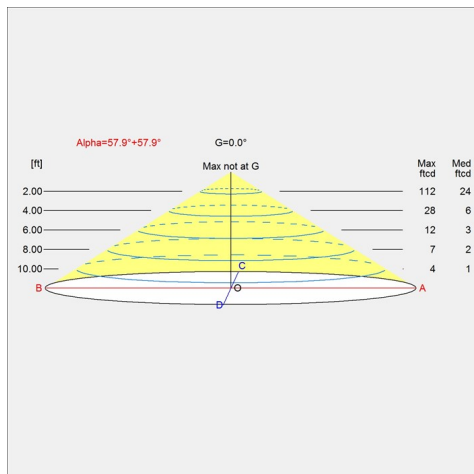
White

Voltage

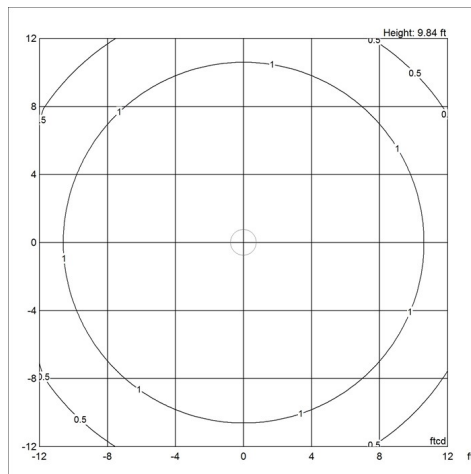
120-277V/60HZ, 120V

Light distribution diagrams

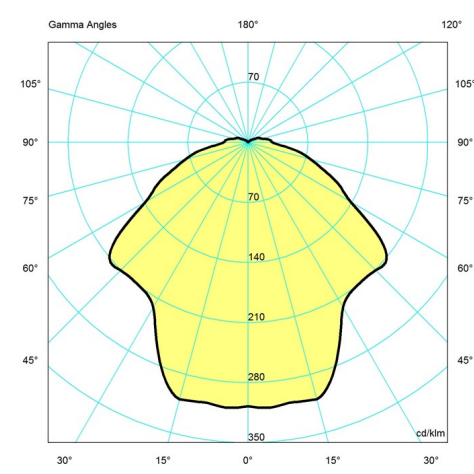
Cartesian



Isolux



Polar



Spare parts & accessories

Product	Variant number
Small canopy, white	S0771
Small canopy, black	10000018378
Canopy White 2-part tophat ®	5749329034
Bottom assembly complete PH 5-4½	5741481815