

# NAOMI PAUL



## Our illuminated sculptures soften the senses.

We sculpt the curved silhouettes of our signature lighting designs using a single wooden hook and a skilled hand. By crafting natural fibres into tactile hand crocheted cloth, our lighting is imbued with a physical and visual sense of calm and familiarity.

Our collections include simple and statement Pendants, Wall & Table Lights. Each piece glows with a warm ambience, a result of the time, care, and precision we invest through our artisanal making process.

From designing to making, every element of our lighting is carefully considered, and every part of our process is mindful. We strive for the highest quality materials and finishes, whilst maintaining the lowest environmental impact, always approaching our craft with uncompromising attention to detail.

Our lighting is designed to bring joy, soften the senses, and last a lifetime.









### A Textile Practice

Naomi watched her ninety-year-old grandmother knit socks, each stitch knitted perfectly, both functional and beautiful. A strong belief was instilled in Naomi that skill develops with time and that the care taken through making by hand is experienced as an unrivalled quality in the finished cloth. Illuminated by this tactile knowledge, Naomi Paul evolved the art of crochet to create lighting for gentle living.

CROCHET ORIGIN mid 19th cent.: from French, diminutive of *croc* 'hook', from Old Norse *krókr*  
—Oxford Dictionary 2017
















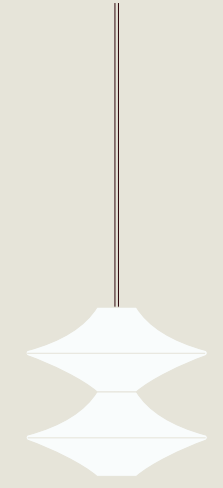




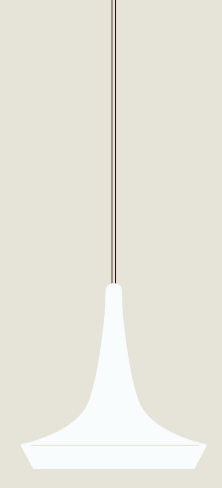


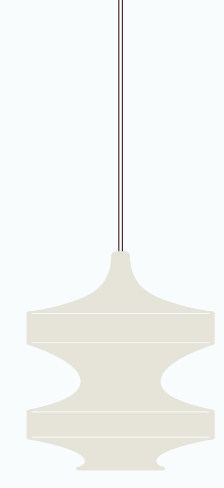
# Contents

8	Pendant collection overview
9	Simple Shade collection
33	Light/Shade collection
38	Omi collection
46	Wall & Table Light collection overview
47	Short Wall Light
53	Long Wall Light
64	Table Light
69	Finish Options



## PENDANTS



	 <p>SIMPLE SHADE 01</p>	 <p>SIMPLE SHADE 02</p>	 <p>SIMPLE SHADE 03</p>	 <p>SIMPLE SHADE 01 DOUBLE CLOTH</p>	 <p>SIMPLE SHADE 02 DOUBLE CLOTH</p>	 <p>SIMPLE SHADE 03 DOUBLE CLOTH</p>	
	 <p>BERET SIMPLE SHADE DOUBLE CLOTH</p>	 <p>JUPE SOLITAIRE</p>	 <p>SOLITAIRE 01</p>	 <p>SOLITAIRE 02</p>	 <p>SOLITAIRE 03</p>	 <p>TOTEM SOLITAIRE</p>	
	 <p>CAVE</p>	 <p>VEX</p>	 <p>V2 GLÜCK</p>	 <p>GLÜCK</p>	 <p>MONIKA</p>	 <p>SONNE</p>	



SIMPLE SHADE collection is the essence of a shade. One simple design with transformative properties in singular and multiple forms, Simple Shade features wide-brimmed sleek silhouettes and effortless grace. Using a Japanese philosophy to mindfully design space and object as one. This is the only collection which completely collapses to a flat state. A clean look with an essential function.

SIMPLE SHADE





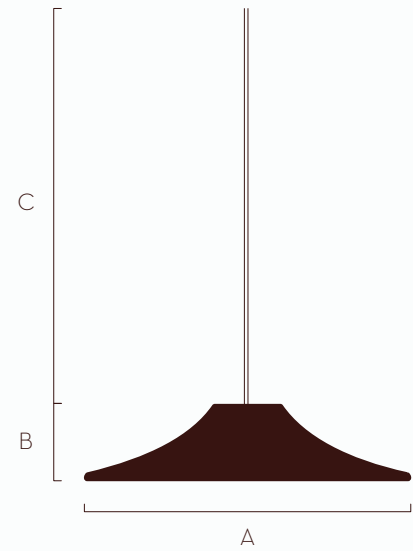
Simple Shade O1 Pendant





SIMPLE SHADE O1  
SIMPLE SHADE COLLECTION

Simple Shade O1 balances poise with technical complexity forming an effortless silhouette. An air of weightlessness imbues this shade whether at scale as an elegant centre piece for social spaces or smaller for mood lighting.



Single Cloth	A	B	C (cm)
	Ø 50	7	100
	Ø 60	9	100
	Ø 80	12	300

Height dimensions are variable as the cloth is handcrafted.

Materials

Shade - 100% Egyptian mercerized cotton, dyed using Oeko-Tex Standard 100 certified dyes.  
Frame - Standard finish brass plated.

Pattern Finishes

• Solid • Trim • Deep Trim • Demi • Demi Trim • Demi Deep Trim • Harlequin • Harlequin Trim • Harlequin Deep Trim

Suspension Rod

Optional standard size - Ø12mm.  
Finish - Raw brass.

Bulb Fitting and Type

E26/E27 max 11w bulb LED.

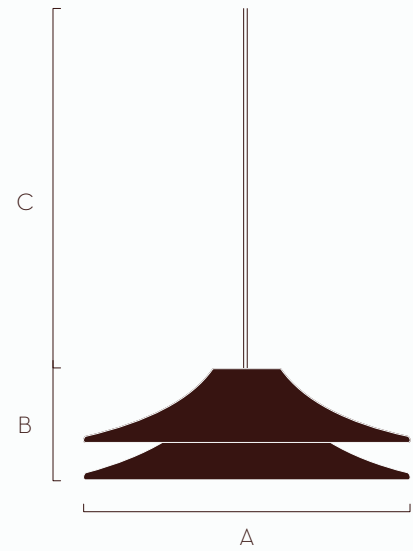
Pendant Weight

Ø50 - 0.5 kg • Ø60 - 1 kg • Ø80 - 1.5 kg



SIMPLE SHADE O2  
SIMPLE SHADE COLLECTION

A versatile direct overhead light, in its larger size Simple Shade O2 makes a stunning centre piece for social spaces or a grand entrance hall. For lighting intimate spaces, scaled down and suspended low.



Single Cloth	A	B	C (cm)
	Ø 50	12	100
	Ø 60	15	100
	Ø 80	20	300

Height dimensions are variable as the cloth is handcrafted.

Materials

Shade - 100% Egyptian mercerized cotton, dyed using Oeko-Tex Standard 100 certified dyes.  
Frame - Standard finish brass plated.

Pattern Finishes

- Solid • Colour Block • Trim

Suspension Rod

Optional standard size - Ø12mm.  
Finish - Raw brass.

Bulb Fitting and Type

E26/E27 max 11w bulb LED.

Pendant Weight

Ø50 - 1.5 kg • Ø60 - 2 kg • Ø80 - 2.5 kg





Simple Shade 03 Pendant

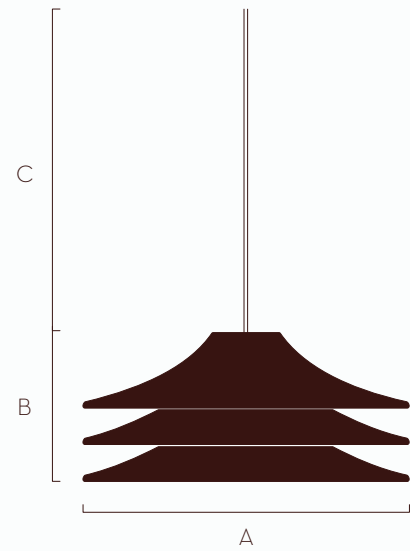






SIMPLE SHADE O3  
SIMPLE SHADE COLLECTION

A versatile direct overhead light. In its larger size, Simple Shade O3 makes an elegant centre piece for social spaces. SS01, SS02 and SS03 are perfect suspended low for lighting intimate spaces.



Single Cloth	A	B	C (cm)
	Ø 30	11	100
	Ø 50	18	100
	Ø 60	22	100
	Ø 80	28	300

Height dimensions are variable as the cloth is handcrafted.

Materials

Shade - 100% Egyptian mercerized cotton, dyed using Oeko-Tex Standard 100 certified dyes.  
Frame - Standard finish brass plated.

Pattern Finishes

• Solid • Ombré • Colour Block • Trim

Suspension Rod

Optional standard size - Ø12mm.  
Finish - Raw brass.

Bulb Fitting and Type

Ø30 - E12/E14 max 4w bulb LED.  
Ø50-Ø80 - E26/E27 max 11w bulb LED.

Pendant Weight

Ø30 - 1 kg • Ø50 - 1.5 kg  
Ø60 - 2kg • Ø80 - 3.5kg



SIMPLE SHADE collection is the essence of a shade. One simple design with transformative properties in singular and multiple forms.

SIMPLE SHADE Double Cloth design introduces a distinct inner and outer cloth providing active acoustic softening qualities and enhancing aesthetics with dual colour options elevating the character of our Simple Shade Collection.

SIMPLE SHADE  
Double Cloth





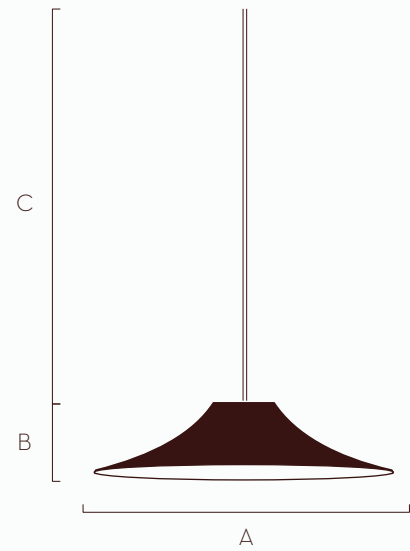
Simple Shade 01 Double Cloth Pendant





SIMPLE SHADE O1 DOUBLE CLOTH  
SIMPLE SHADE COLLECTION

Simple Shade O1 balances poise with technical complexity forming an effortless silhouette. An air of weightlessness imbues this shade whether at scale as an elegant centre piece for social spaces or smaller for mood lighting.



Double Cloth	A	B	C (cm)
	Ø 50	7	100
	Ø 60	9	100
	Ø 80	12	300
	Ø100	15	100*

Height dimensions are variable as the cloth is handcrafted.

Materials

Shade - 100% Egyptian mercerized cotton, dyed using Oeko-Tex Standard 100 certified dyes.  
Frame - Standard finish brass plated.

Double Cloth

Made with an outer and inner cloth, allowing for dual pattern and colour finishes.

Reversible

The pendant can be flipped to reverse the inner and outer cloth colours.

Pattern Finishes

• Solid • Colour Block • Trim • Deep Trim • Demi  
• Demi Trim • Demi Deep Trim • Harlequin • Harlequin Trim • Harlequin Deep Trim

Suspension Rod

Optional standard size - Ø12mm.  
Finish - Raw brass.  
\*Ø100cm pendant - Ø12mm rod supplied as standard.

Bulb Fitting and Type

E26/E27 max 11w bulb LED.

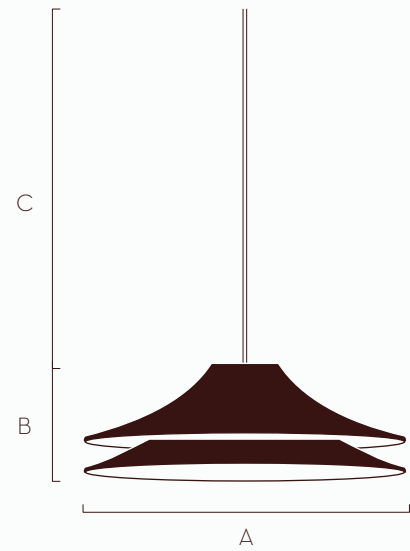
Pendant Weight

Ø50 - 1 kg • Ø60 - 1.5 kg  
Ø80 - 2 kg • Ø100 - 3.5 kg



SIMPLE SHADE O2 DOUBLE CLOTH  
SIMPLE SHADE COLLECTION

A versatile direct overhead light, in its larger size Simple Shade O2 makes a stunning centre piece for social spaces or a grand entrance hall. For lighting intimate spaces, scaled down and suspended low.



Double Cloth	A	B	C (cm)
	Ø 50	12	100
	Ø 60	15	100
	Ø 80	20	300
	Ø100	25	100*

Height dimensions are variable as the cloth is handcrafted.

Materials

Shade - 100% Egyptian mercerized cotton, dyed using Oeko-Tex Standard 100 certified dyes.  
Frame - Standard finish brass plated.

Double Cloth

Made with an outer and inner cloth, allowing for dual pattern and colour finishes.

Pattern Finishes

• Solid • Colour Block • Trim

Suspension Rod

Optional standard size - Ø12mm.  
Finish - Raw brass.  
\*Ø100cm pendant - Ø12mm rod supplied as standard.

Bulb Fitting and Type

E26/E27 max 11w bulb LED.

Pendant Weight

Ø50 - 2 kg • Ø60 - 2.5 kg  
Ø80 - 5 kg • Ø100 - 7 kg



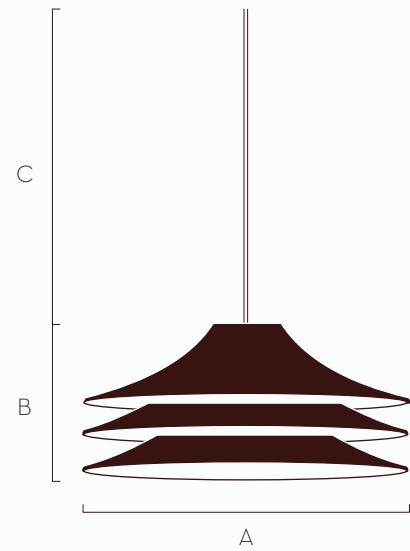


Simple Shade 03 Double Cloth Pendant



SIMPLE SHADE O3 DOUBLE CLOTH  
SIMPLE SHADE COLLECTION

A versatile direct overhead light, in its larger size Simple Shade O3 makes a stunning centre piece for social spaces or a grand entrance hall. For lighting intimate spaces, scale down and suspended low.



Double Cloth	A	B	C (cm)
	Ø 50	18	100
	Ø 60	22	100
	Ø 80	28	300
	Ø100	36	100*

Height dimensions are variable as the cloth is handcrafted.

Materials

Shade - 100% Egyptian mercerized cotton, dyed using Oeko-Tex Standard 100 certified dyes.  
Frame - Standard finish brass plated.

Double Cloth

Made with an outer and inner cloth, allowing for dual pattern and colour finishes.

Pattern Finishes

• Solid • Ombré • Colour Block • Trim

Suspension Rod

Optional standard size - Ø12mm.  
Finish - Raw brass.  
\*Ø100cm pendant - Ø12mm rod supplied as standard.

Bulb Fitting and Type

E26/E27 max 11w bulb LED.

Pendant Weight

Ø50 - 2.5 kg • Ø60 - 3.5 kg  
Ø80 - 6kg • Ø100 - 10kg





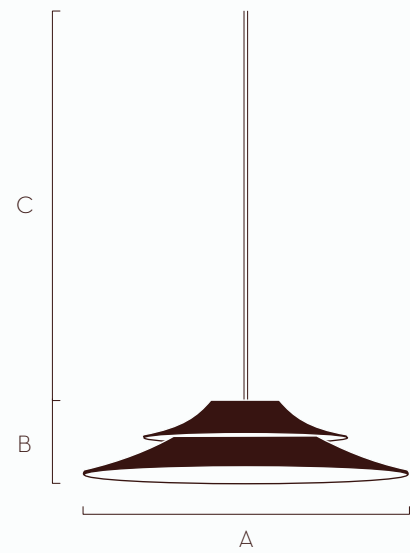
Beret Simple Shade Double Cloth Pendant





BERET SIMPLE SHADE **DOUBLE CLOTH**  
SIMPLE SHADE COLLECTION

An adaptation of the Simple Shade topped with a beret; perfect suspended low for direct light in an intimate social space, centre stage at scale or clustered for beauty and function. Both upper and lower sections feature a double cloth finish for distinct inner and outer colours.



Double Cloth	A	B	C (cm)
	Ø 50	9	100
	Ø 60	11	100
	Ø 80	15	300
	Ø100	18	100*

Height dimensions are variable as the cloth is handcrafted.

**Materials**  
Shade - 100% Egyptian mercerized cotton, dyed using Oeko-Tex Standard 100 certified dyes.  
Frame - Standard finish brass plated.

**Double Cloth**  
Made with an outer and inner cloth, allowing for dual pattern and colour finishes.

**Pattern Finishes**  
• Solid • Colour Block • Demi • Harlequin

**Suspension Rod**  
Optional standard size - Ø12mm.  
Finish - Raw brass.  
\*Ø100cm pendant - Ø12mm rod supplied as standard.

**Bulb Fitting and Type**  
E26/E27 max 11w bulb LED.

**Pendant Weight**  
Ø50 - 2 kg • Ø60 - 2.5 kg  
Ø80 - 3.5 kg • Ø100 - 5 kg



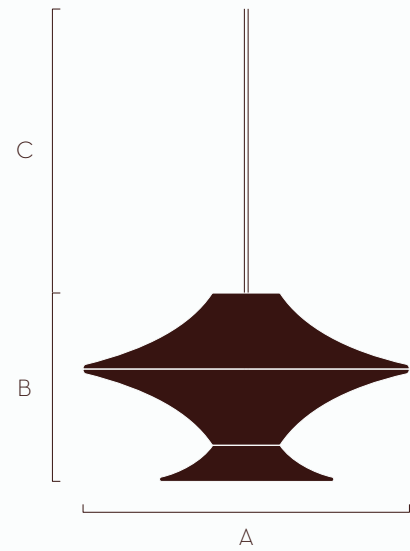


Jupe Solitaire Pendant



JUPE SOLITAIRE  
SIMPLE SHADE COLLECTION

An elegant statement pendant that gives versatile, diffused, atmospheric light. With a detachable base section, Jupe pendant offers limitless costume changes for different seasons, moods and ambience. Equally at home in a refined kitchen, lounge or stairwell at scale.



	A	B	C (cm)
Ø 50	29	100	
Ø 60	35	100	
Ø 80	47	300	
Ø100	58	100*	

Height dimensions are variable as the cloth is handcrafted.

Materials

Shade - 100% Egyptian mercerized cotton, dyed using Oeko-Tex Standard 100 certified dyes.  
Frame - Standard finish brass plated.

Detachable Base

Each pendant in this collection features an interchangeable base, allowing for dual colour finishes.

Pattern Finishes

• Solid • Ombré • Colour Block • Demi • Harlequin

Suspension Rod

Optional standard size - Ø12mm.  
Finish - Raw brass.  
\*Ø100cm pendant - Ø12mm rod supplied as standard.

Bulb Fitting, Type and Quantity

Ø50-Ø60 - E26/E27 max 11w bulb LED.  
Ø80-Ø100 - E26/E27 max 11w bulb LED (x3).

Pendant Weight

Ø50 - 1.5 kg • Ø60 - 2 kg  
Ø80 - 3 kg • Ø100 - 4 kg





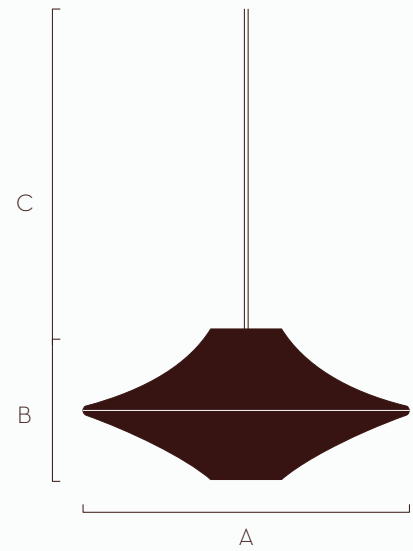
Solitaire 01 Pendant





SOLITAIRE O1  
SIMPLE SHADE COLLECTION

Solitaire O1 creates a stunning focal point for an entrance hall or stairwell of any size or as a cascading group of multiples. A family of Solitaire O1 pendants perform in a dining room to create a dramatic impression, and give a diffused atmospheric light.



	A	B	C (cm)
	Ø 34	15	100
	Ø 50	23	100
	Ø 60	28	100
	Ø 80	37	300
	Ø100	46	100*

Height dimensions are variable as the cloth is handcrafted.

Materials

Shade - 100% Egyptian mercerized cotton, dyed using Oeko-Tex Standard 100 certified dyes.  
Frame - Standard finish brass plated.

Pattern Finishes

• Solid • Colour Block • Demi • Harlequin

Suspension Rod

Optional standard size - Ø12mm.  
Finish - Raw brass.  
\*Ø100cm pendant - Ø12mm rod supplied as standard.

Bulb Fitting, Type and Quantity

Ø34 - E12/E14 max 4w bulb LED.  
Ø50-Ø60 - E26/E27 max 11w bulb LED.  
Ø80-Ø100 - E26/E27 max 11w bulb LED (x3).

Pendant Weight

Ø34 - 0.7 kg • Ø50 - 1 kg • Ø60 - 1.5 kg  
Ø80 - 2.5 kg • Ø100 - 4 kg





Solitaire O2 Pendant

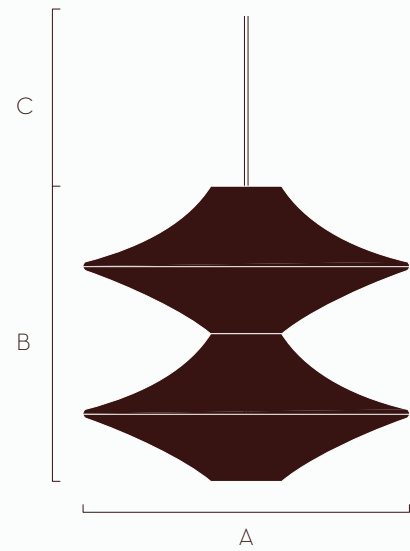






SOLITAIRE O2  
SIMPLE SHADE COLLECTION

Solitaire O2 creates a stunning focal point for an entrance hall or stairwell of any size or as a cascading group of multiples. As a single pendant or paired, Solitaire O2 pendant illuminates a dining area with elegance and warmth.



	A	B	C (cm)
Ø 50	45	100	
Ø 60	55	100	
Ø 80	73	300	
Ø100	92	100*	

Height dimensions are variable as the cloth is handcrafted.

**Materials**  
Shade - 100% Egyptian mercerized cotton, dyed using Oeko-Tex Standard 100 certified dyes.  
Frame - Standard finish brass plated.

**Pattern Finishes**  
• Solid • Colour Block • Demi • Harlequin

**Suspension Rod**  
Optional standard size - Ø12mm.  
Finish - Raw brass.  
\*Ø100cm pendant - Ø12mm rod supplied as standard.

**Bulb Fitting, Type and Quantity**  
Ø50-Ø60 - E12/E14 max 4w bulb LED (x4).  
Ø80-Ø100 - E26/E27 max 11w bulb LED (x6).

**Pendant Weight**  
Ø50 - 2.5 kg • Ø60 - 3 kg  
Ø80 - 5 kg • Ø100 - 7.5 kg





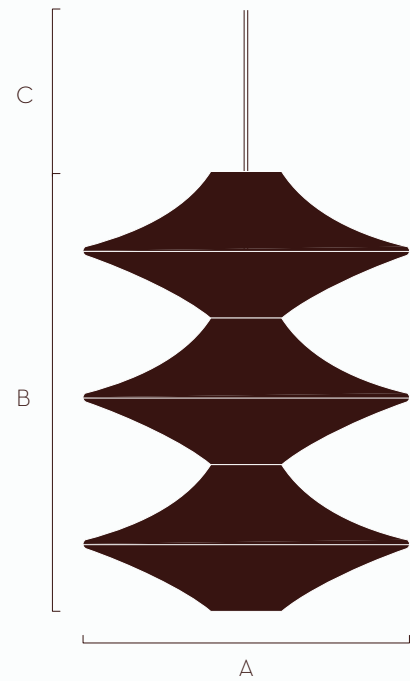
Solitaire O3 Pendant





SOLITAIRE O3  
SIMPLE SHADE COLLECTION

Solitaire O3 creates a stunning focal point for an entrance hall or stairwell of any size or as a cascading group of multiples. As a single pendant or paired, Solitaire O3 pendant illuminates a dining area with elegance and warmth.



	A	B	C (cm)
Ø 50	67	100	
Ø 60	82	100	
Ø 80	110	300	
Ø100	137	100*	

Height dimensions are variable as the cloth is handcrafted.

Materials

Shade - 100% Egyptian mercerized cotton, dyed using Oeko-Tex Standard 100 certified dyes.  
Frame - Standard finish brass plated.

Pattern Finishes

• Solid • Ombré • Colour Block • Demi • Harlequin

Suspension Rod

Optional standard size - Ø12mm.  
Finish - Raw brass.  
\*Ø100cm pendant - Ø12mm rod supplied as standard.

Bulb Fitting, Type and Quantity

Ø50-Ø60 - E12/E14 max 4w bulb LED (x6).  
Ø80-Ø100 - E26/E27 max 11w bulb LED (x9).

Pendant Weight

Ø50 - 3.5 kg • Ø60 - 4.5 kg  
Ø80 - 7.5 kg • Ø100 - 11 kg





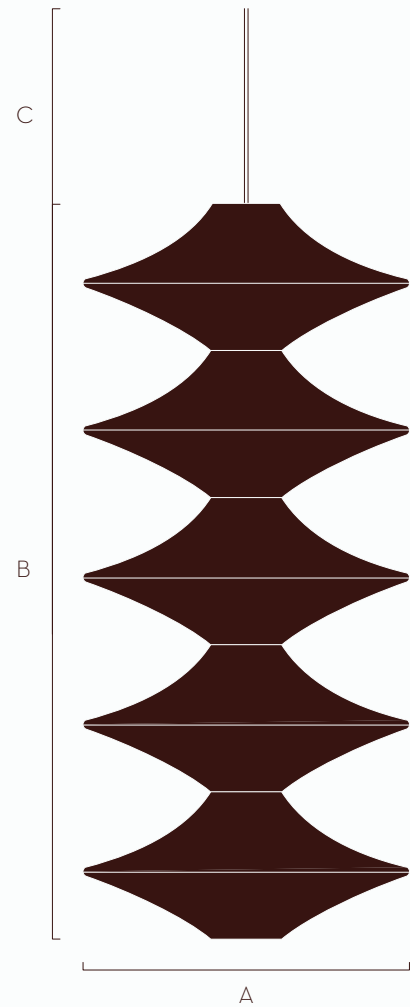
Totem Solitaire Pendant





TOTEM SOLITAIRE  
SIMPLE SHADE COLLECTION

Totem is a cascading illuminated sculpture, a stunning statement for a large entrance hall or stairwell. A family of Totem pendants perform together to create a striking presence in a larger space.



	A	B	C (cm)
Ø 50		112	100*
Ø 60		137	100*
Ø 80		182	100*
Ø100		229	100*

Height dimensions are variable as the cloth is handcrafted.

**Materials**  
Shade - 100% Egyptian mercerized cotton, dyed using Oeko-Tex Standard 100 certified dyes.  
Frame - Standard finish brass plated.

**Pattern Finishes**  
• Solid • Colour Block • Demi • Harlequin

**Suspension Rod**  
\*Ø12mm rod supplied as standard.  
Finish - Raw brass.

**Bulb Fitting, Type and Quantity**  
Ø50-Ø60 - E12/E14 max 4w bulb LED (x10).  
Ø80-Ø100 - E26/E27 max 11w bulb LED (15).

**Pendant Weight**  
Ø50 - 5.5 kg • Ø60 - 7 kg  
Ø80 - 12 kg • Ø100 - 18.5 kg



LIGHT / SHADE collection are down lights, V2 GLÜCK, CAVE and VEX. Deigned in response to a need for beautiful and unique direct lighting.

A double cloth edge cleverly conceals the framework for a seamless finish. Sharp lines focusing light in or flooding light out, compliment tactile curves in this collection.

LIGHT/SHADE



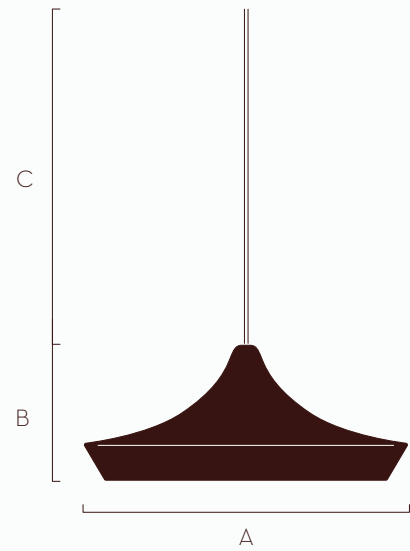




CAVE  
LIGHT/SHADE COLLECTION

Vex and Cave are the pendants to choose where multiple lights are required. Extremely versatile, they can be clustered together or individually suspended above a table as a single elegant down light. Their uniform look can be customised with colour to create a beautiful, unique and inviting space.

A versatile direct overhead light. Gracefully concise, Cave focuses light in a single space.



	A	B	C (cm)
	Ø 30	13	100
	Ø 40	17	100
	Ø 50	21	100
	Ø 60	26	100

Height dimensions are variable as the cloth is handcrafted.

Materials

Shade - 100% Egyptian mercerized cotton, dyed using Oeko-Tex Standard 100 certified dyes.  
Frame - Standard finish brass plated.

Pattern Finishes

- Solid • Double Cloth Edge

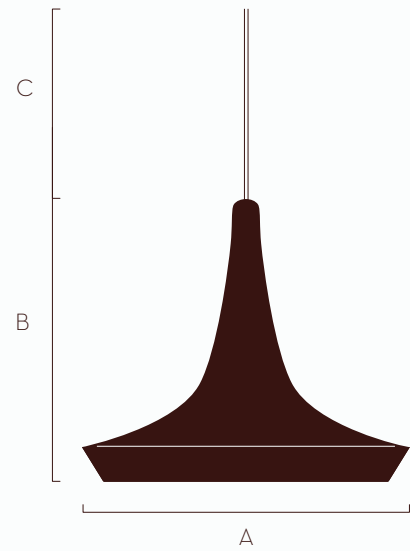
Bulb Fitting and Type

Ø30-Ø40 - E12/E14 max 4w bulb LED.  
Ø50-Ø60 - E26/E27 max 11w bulb LED.



V2 GLÜCK  
LIGHT/SHADE COLLECTION

A versatile direct overhead light. A pendant with stature, perfect over a restaurant banquette or equally at home in a boardroom.



	A	B	C (cm)
	Ø 50	43	100
	Ø 60	52	100
	Ø 80	69	300

Height dimensions are variable as the cloth is handcrafted.

**Materials**  
Shade - 100% Egyptian mercerized cotton, dyed using Oeko-Tex Standard 100 certified dyes.  
Frame - Standard finish brass plated.

**Pattern Finishes**  
• Solid • Double Cloth Edge

**Bulb Fitting and Type**  
E26/E27 max 11w bulb LED.



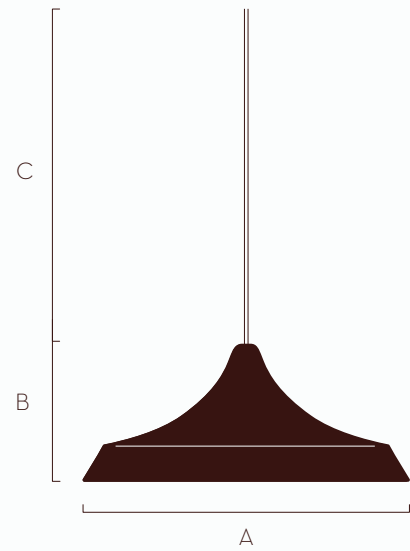


Vex Pendant

VEX  
LIGHT/SHADE COLLECTION

Vex and Cave are the pendants to choose where multiple lights are required. Extremely versatile, they can be clustered together or individually suspended above a table as a single elegant down light. Their uniform look can be customised with colour to create a beautiful, unique and inviting space.

A versatile direct overhead light. Gracefully concise, Vex focuses light in a single space.



	A	B	C (cm)
	Ø 40	17	100
	Ø 50	21	100
	Ø 60	26	100

Height dimensions are variable as the cloth is handcrafted.

Materials

Shade - 100% Egyptian mercerized cotton, dyed using Oeko-Tex Standard 100 certified dyes.  
Frame - Standard finish brass plated.

Pattern Finishes

- Solid • Double Cloth Edge


Bulb Fitting and Type

Ø40 - E12/E14 max 4w bulb LED.  
Ø50-Ø60 - E26/E27 max 11w bulb LED.

OMI collection are statement pendants, GLÜCK, SONNE and MONIKA. This is the original Naomi Paul lighting collection, launched in 2011. Designed to elevate the technique of precision hand work, and transform crochet to art. Elegant, distinctive silhouettes give our signature collection a timeless presence in any space.

OMI





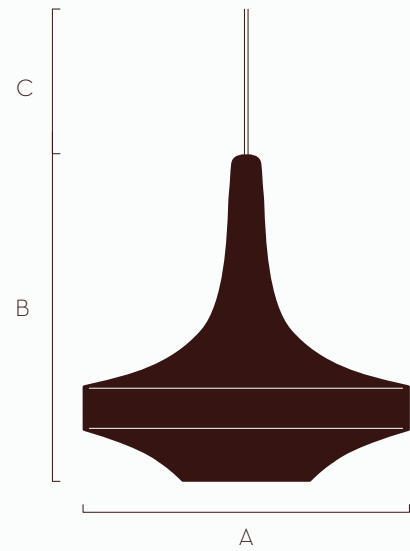
Glück Pendant





GLÜCK  
OMI COLLECTION

A versatile diffused atmospheric light. In its smallest size, Glück is a pendant perfect for intimate environments. In its largest size Glück is a statement pendant. Single or clustered, Glück is equally at home in a kitchen or cascading down a stairwell.



	A	B	C (cm)
	Ø 50	50	100
	Ø 60	60	100
	Ø 80	80	300
	Ø100	110	300


Height dimensions are variable as the cloth is handcrafted.

**Materials**  
Shade - 100% Egyptian mercerized cotton, dyed using Oeko-Tex Standard 100 certified dyes.  
Frame - Standard finish brass plated.

**Pattern Finishes**  
• Solid • Colour Block

**Bulb Fitting, Type and Quantity**  
Ø50-Ø80 - E26/E27 max 11w bulb LED.  
Ø100 - E26/E27 max 11w bulb LED (x3).





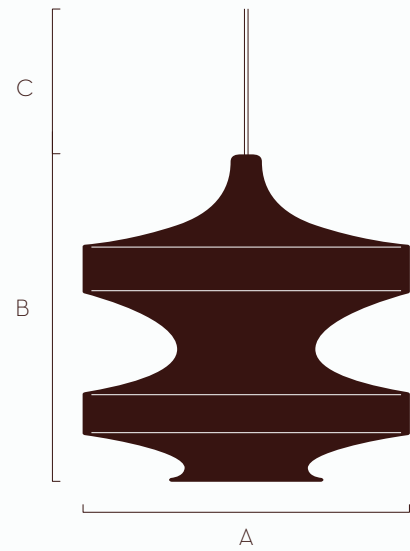
Sonne Pendant





SONNE  
OMI COLLECTION

A diffused atmospheric light. A statement pendant with presence that works well in a pair. In its smaller size hung low, Sonne is an excellent statement bedside light. In its larger size, a focal point in any social space.



	A	B	C (cm)
Ø 32	32	36	100
Ø 50	50	50	100
Ø 60	60	60	100

Height dimensions are variable as the cloth is handcrafted.

**Materials**  
Shade - 100% Egyptian mercerized cotton, dyed using Oeko-Tex Standard 100 certified dyes.  
Frame - Standard finish brass plated.

**Pattern Finishes**  
• Solid • Colour Block

**Bulb Fitting and Type**  
Ø32 - E12/E14 max 4w bulb LED.  
Ø50-Ø60 - E26/E27 max 11w bulb LED.





Monika Pendant

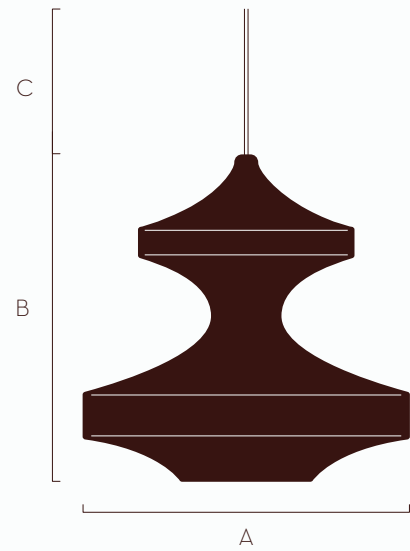






MONIKA  
OMI COLLECTION

A diffused atmospheric light. In its largest size a focal point in an entrance, or clustered in the smaller size as a unique statement chandelier.



	A	B	C (cm)
	Ø 32	32	100
	Ø 50	50	100
	Ø 60	60	100
	Ø 80	80	300
	Ø100	110	300

Height dimensions are variable as the cloth is handcrafted.

Materials

Shade - 100% Egyptian mercerized cotton, dyed using Oeko-Tex Standard 100 certified dyes.  
Frame - Standard finish brass plated.

Pattern Finishes

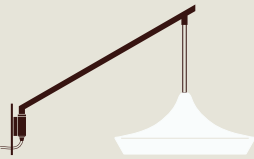
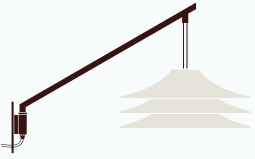

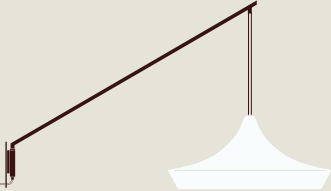
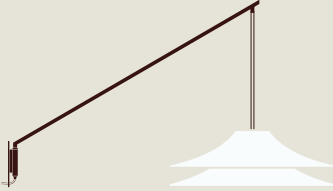
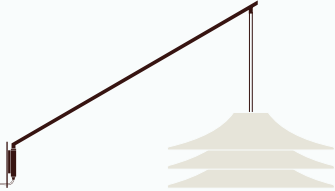
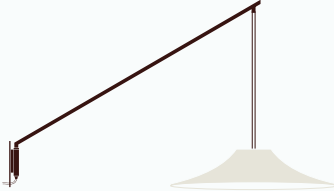

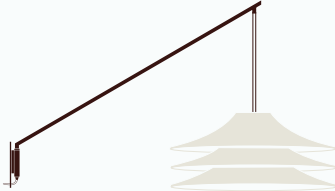

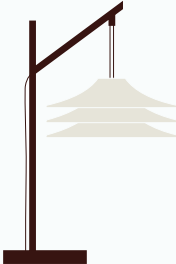
- Solid • Colour Block

Bulb Fitting, Type and Quantity

Ø32 - E12/E14 max 4w bulb LED.  
Ø50-Ø60 - E26/E27 max 11w bulb LED.  
Ø80-Ø100 - E26/E27 max 11w bulb LED (x3).



WALL & TABLE LIGHTS

			 <p>CAVE SHORT WALL LIGHT</p>	 <p>SIMPLE SHADE 03 SHORT WALL LIGHT</p>	 <p>SOLITAIRE 01 SHORT WALL LIGHT</p>		
 <p>CAVE LONG WALL LIGHT</p>		 <p>SIMPLE SHADE 02 LONG WALL LIGHT</p>	 <p>SIMPLE SHADE 03 LONG WALL LIGHT</p>		 <p>SIMPLE SHADE 01 DOUBLE CLOTH, LONG WALL LIGHT</p>	 <p>SIMPLE SHADE 02 DOUBLE CLOTH, LONG WALL LIGHT</p>	 <p>SIMPLE SHADE 03 DOUBLE CLOTH, LONG WALL LIGHT</p>
			 <p>CAVE TABLE LIGHT</p>	 <p>SIMPLE SHADE 03 TABLE LIGHT</p>			



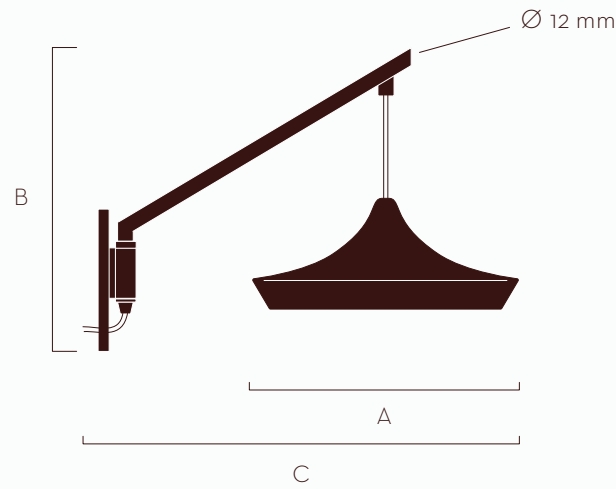
Our Short Wall Light Collection has been designed to offer the perfect bedside and intimate mood lighting solution, playful, chic and functional. The collection includes open and ambient shades for direct and mood lighting options.

## SHORT WALL LIGHTS



CAVE SHORT WALL LIGHT  
LIGHT/SHADE COLLECTION

A direct light source, pivoting left and right for easy adjustment of light focus. Perfect to create a relaxed atmosphere for bedside lighting, or intimate restaurants.



A	B	C (cm)
Ø 30	30	50

Height dimensions are variable as the cloth is handcrafted.

Materials

Shade - 100% Egyptian mercerized cotton, dyed using Oeko-Tex Standard 100 certified dyes.  
Pendant frame - Standard finish brass plated.  
Wall arm and backplate - Standard finish raw brass.

Pattern Finishes

- Solid
- Double Cloth Edge


Details

Wall plate available with or without push switch, hardwired or plug-in. Plug-in version includes 1.5 meter cable.  
Total weight 1.5 kg.

Bulb Fitting and Type

E12/E14 max 4w bulb LED.





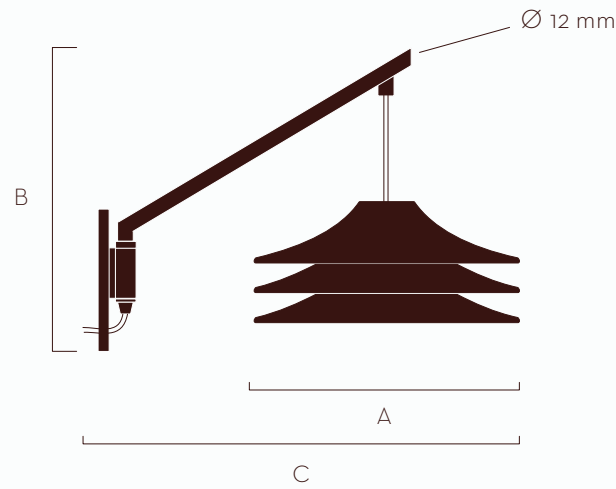
Simple Shade 03, Short Wall Light





SIMPLE SHADE O3 SHORT WALL LIGHT  
SIMPLE SHADE COLLECTION

A direct light source, pivoting left and right for easy adjustment of light focus. Perfect to create a relaxed atmosphere for bedside lighting, or intimate restaurants.



A	B	C (cm)
Ø 30	30	50

Height dimensions are variable as the cloth is handcrafted.

Materials

Shade - 100% Egyptian mercerized cotton, dyed using Oeko-Tex Standard 100 certified dyes.  
Pendant frame - Standard finish brass plated.  
Wall arm and backplate - Standard finish raw brass.

Pattern Finishes

• Solid • Ombré • Colour Block • Trim

Details

Wall plate available with or without push switch, hardwired or plug-in. Plug-in version includes 1.5 meter cable.  
Total weight 1.5 kg.

Bulb Fitting and Type

E12/E14 max 4w bulb LED.



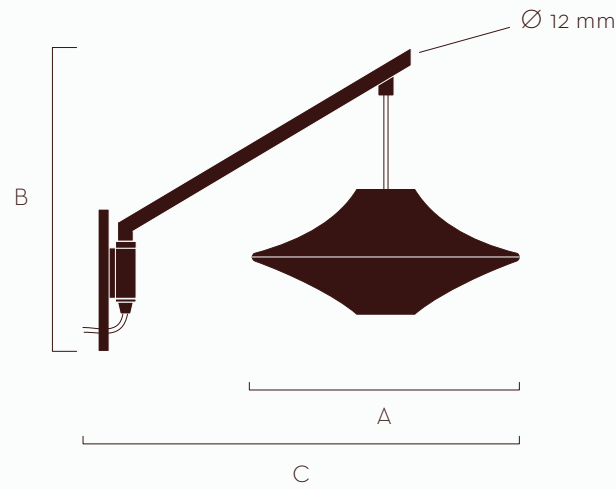


Solitaire 01, Short Wall Light



SOLITAIRE O1 SHORT WALL LIGHT  
SIMPLE SHADE COLLECTION

A diffused atmospheric light, pivoting left and right for easy adjustment of light focus. Perfect to create a relaxed atmosphere for bedside lighting, or intimate restaurants.



A	B	C (cm)
Ø 34	30	52

Height dimensions are variable as the cloth is handcrafted.

Materials

Shade - 100% Egyptian mercerized cotton, dyed using Oeko-Tex Standard 100 certified dyes.  
Pendant frame - Standard finish brass plated.  
Wall arm and backplate - Standard finish raw brass.

Pattern Finishes

• Solid • Colour Block • Demi • Harlequin

Details

Wall plate available with or without push switch, hardwired or plug-in. Plug-in version includes 1.5 meter cable.

Total weight 1.5 kg.

Bulb Fitting and Type

E12/E14 max 4w bulb LED.



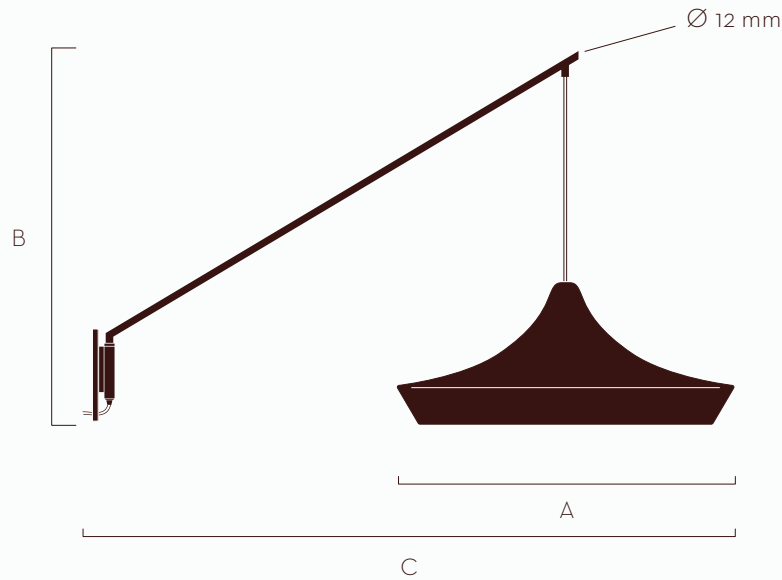
Our Long Wall Light Collection offers a statement hand crafted pivoting brass arm, highly versatile with direct and ambient shade options. These elegant and functional wall lights will elevate a dining area and equally at home illuminating and softening a relaxed reading corner.

LONG WALL LIGHTS



CAVE LONG WALL LIGHT  
LIGHT/SHADE COLLECTION

A direct light source, pivoting left and right for easy adjustment of light focus.  
Perfect for a social environment. Reaching over a dining table or accompanying an arm chair, to create an inviting space within a space.



	A	B	C (cm)
	Ø 40	58	96
	Ø 50	58	100

Height dimensions are variable as the cloth is handcrafted.

**Materials**  
Shade - 100% Egyptian mercerized cotton, dyed using Oeko-Tex Standard 100 certified dyes.  
Pendant frame - Standard finish brass plated.  
Wall arm and backplate - Standard finish raw brass.

**Pattern Finishes**  
• Solid • Double Cloth Edge

**Details**  
Wall plate available with or without push switch, hardwired or plug-in. Plug-in version includes 1.5 meter cable.

Total weight 2.5 kg.

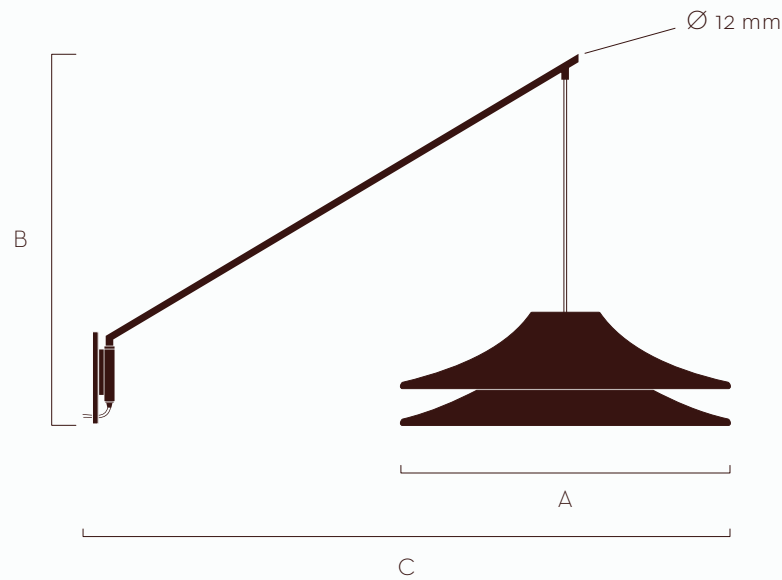
**Bulb Fitting and Type**  
Ø40 - E12/E14 max 4w bulb LED.  
Ø50 - E26/E27 max 11w bulb LED.





SIMPLE SHADE O2 LONG WALL LIGHT  
SIMPLE SHADE COLLECTION

A direct light source, pivoting left and right for easy adjustment of light focus.  
Perfect for a social environment. Reaching over a dining table or accompanying an  
arm chair, to create an inviting space within a space.



Single Cloth	A	B	C (cm)
	Ø 50	56	100

Height dimensions are variable as the cloth is handcrafted.

**Materials**  
Shade - 100% Egyptian mercerized cotton, dyed using Oeko-Tex Standard 100 certified dyes.  
Pendant frame - Standard finish brass plated.  
Wall arm and backplate - Standard finish raw brass.

**Pattern Finishes**  
• Solid • Colour Block • Trim

**Details**  
Wall plate available with or without push switch, hardwired or plug-in. Plug-in version includes 1.5 meter cable.  
Total weight 2 kg.  
**Bulb Fitting and Type**  
E26/E27 max 110w bulb LED.



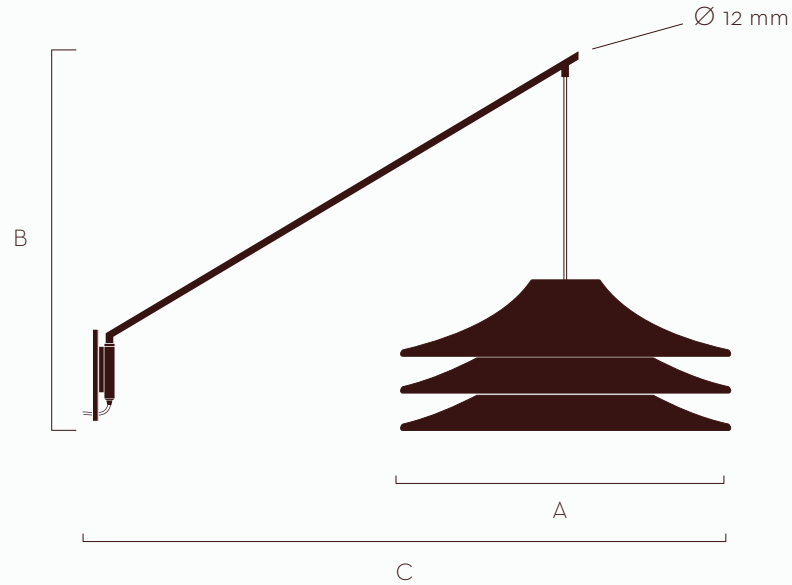
Simple Shade O3, Long Wall Light





SIMPLE SHADE O3 LONG WALL LIGHT  
SIMPLE SHADE COLLECTION

A direct light source, pivoting left and right for easy adjustment of light focus.  
Perfect for a social environment. Reaching over a dining table or accompanying an arm chair, to create an inviting space within a space.



Single Cloth	A	B	C (cm)
	Ø 50	56	100

Height dimensions are variable as the cloth is handcrafted.

**Materials**  
Shade - 100% Egyptian mercerized cotton, dyed using Oeko-Tex Standard 100 certified dyes.  
Pendant frame - Standard finish brass plated.  
Wall arm and backplate - Standard finish raw brass.

**Pattern Finishes**  
• Solid • Ombré • Colour Block • Trim

**Details**  
Wall plate available with or without push switch, hardwired or plug-in. Plug-in version includes 1.5 meter cable.  
Total weight 2.5 kg.  
**Bulb Fitting and Type**  
E26/E27 max 11w bulb LED.

SIMPLE SHADE collection is the essence of a shade. One simple design with transformative properties in singular and multiple forms.

SIMPLE SHADE Long Wall Light Double Cloth Collection introduces a distinct inner and outer cloth providing active acoustic softening qualities and enhancing aesthetics with dual colour options elevating the character of our Simple Shade Wall Light Collection.

SIMPLE SHADE, LONG WALL LIGHT  
Double Cloth



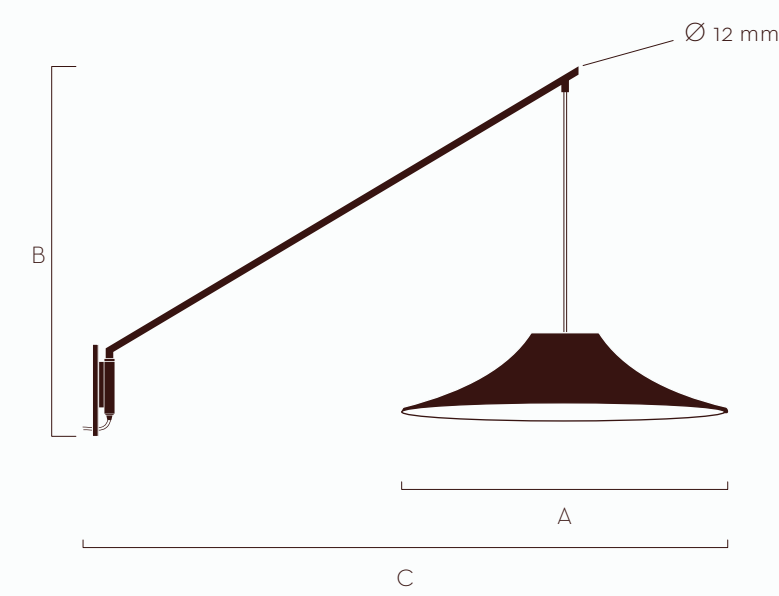


Simple Shade 01 Double Cloth, Long Wall Light



SIMPLE SHADE 01 **DOUBLE CLOTH** LONG WALL LIGHT  
SIMPLE SHADE COLLECTION

A direct light source, pivoting left and right for easy adjustment of light focus.  
Perfect for a social environment. Reaching over a dining table or accompanying an arm chair, to create an inviting space within a space.



Double Cloth	A	B	C (cm)
	Ø 50	56	100

Height dimensions are variable as the cloth is handcrafted.

**Materials**

Shade - 100% Egyptian mercerized cotton, dyed using Oeko-Tex Standard 100 certified dyes.  
Pendant frame - Standard finish brass plated.  
Wall arm and backplate - Standard finish raw brass.

**Double Cloth**

Made with an outer and inner cloth, allowing for dual pattern and colour finishes.

**Pattern Finishes**

- Solid • Colour Block • Trim • Deep Trim • Demi
- Demi Trim • Demi Deep Trim • Harlequin • Harlequin Trim • Harlequin Deep Trim

**Details**

Wall plate available with or without push switch, hardwired or plug-in. Plug-in version includes 1.5 meter cable.

Total weight 2.5 kg.

**Bulb Fitting and Type**

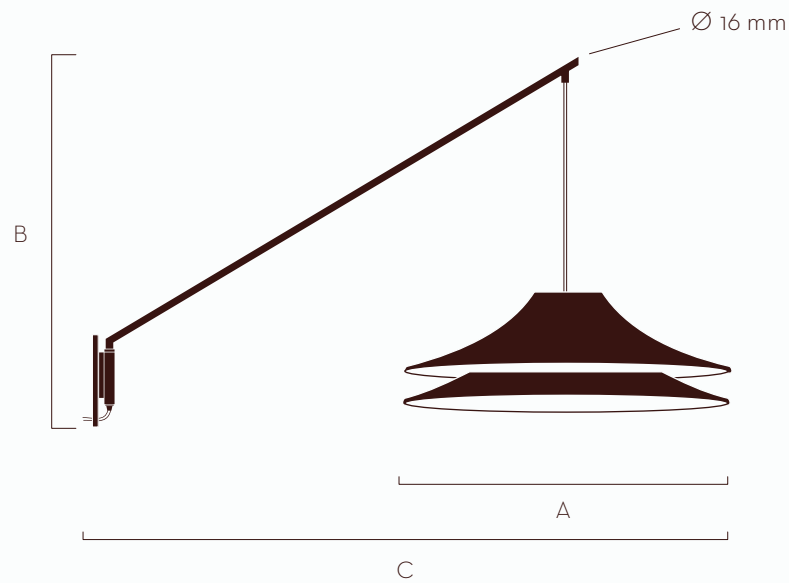
E26/E27 max 11W bulb LED.





SIMPLE SHADE O2 **DOUBLE CLOTH** LONG WALL LIGHT  
SIMPLE SHADE COLLECTION

A direct light source, pivoting left and right for easy adjustment of light focus.  
Perfect for a social environment. Reaching over a dining table or accompanying an arm chair, to create an inviting space within a space.



Double Cloth	A	B	C (cm)
	Ø 50	56	100

Height dimensions are variable as the cloth is handcrafted.

**Materials**

Shade - 100% Egyptian mercerized cotton, dyed using Oeko-Tex Standard 100 certified dyes.  
Pendant frame - Standard finish brass plated.  
Wall arm and backplate - Standard finish raw brass.

**Double Cloth**

Made with an outer and inner cloth, allowing for dual pattern and colour finishes.

**Pattern Finishes**

• Solid • Colour Block • Trim

**Details**

Wall plate available with or without push switch, hardwired or plug-in. Plug-in version includes 1.5 meter cable.

Total weight 3 kg.

**Bulb Fitting and Type**

E26/E27 max 11w bulb LED.



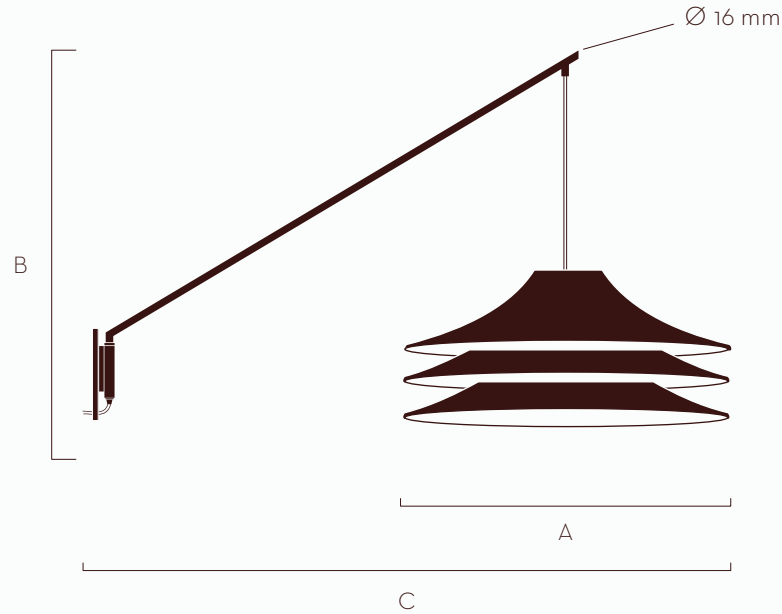






SIMPLE SHADE O3 **DOUBLE CLOTH** LONG WALL LIGHT  
SIMPLE SHADE COLLECTION

A direct light source, pivoting left and right for easy adjustment of light focus.  
Perfect for a social environment. Reaching over a dining table or accompanying an arm chair, to create an inviting space within a space.



Double Cloth	A	B	C (cm)
	Ø 50	56	100

Height dimensions are variable as the cloth is handcrafted.

**Materials**

Shade - 100% Egyptian mercerized cotton, dyed using Oeko-Tex Standard 100 certified dyes.  
Pendant frame - Standard finish brass plated.  
Wall arm and backplate - Standard finish raw brass.

**Double Cloth**

Made with an outer and inner cloth, allowing for dual pattern and colour finishes.

**Pattern Finishes**

• Solid • Ombré • Colour Block • Trim

**Details**

Wall plate available with or without push switch, hardwired or plug-in. Plug-in version includes 1.5 meter cable.

Total weight 4 kg.

**Bulb Fitting and Type**

E26/E27 max 11W bulb LED.







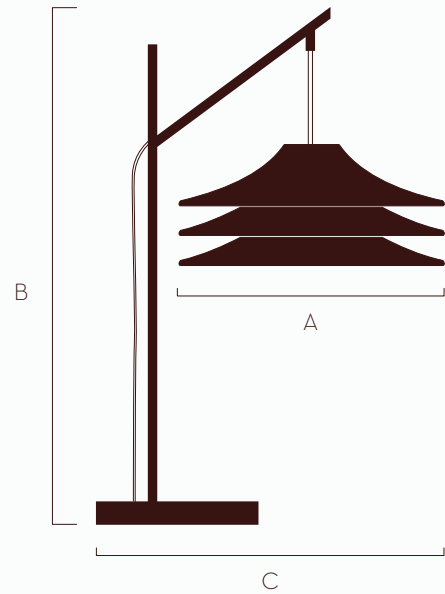
Simple Shade 03, Table Light





SIMPLE SHADE O3 TABLE LIGHT  
SIMPLE SHADE COLLECTION

A direct light source. Elegant on a table in a social area, or as a desk lamp.



A	B	C (cm)
Ø 30	57	43

Height dimensions are variable as the cloth is handcrafted.

**Materials**  
Shade - 100% Egyptian mercerized cotton, dyed using Oeko-Tex Standard 100 certified dyes.  
Pendant frame - Standard finish brass plated.  
Base and upright - Standard finish raw brass.

**Pattern Finishes**  
• Solid • Ombré • Colour Block • Trim

**Details**  
Includes push switch and 1.5 meter cable.

**Bulb Fitting and Type**  
E12/E14 max 4w bulb LED.



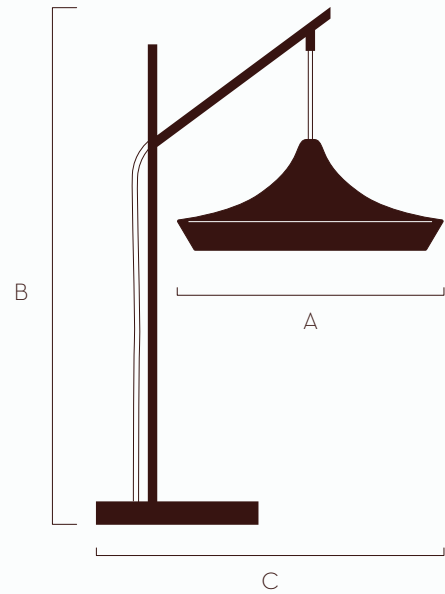


Cave, Table Light



CAVE TABLE LIGHT  
LIGHT/SHADE COLLECTION

A direct light source. Elegant on a table in a social area, or as a desk lamp.



A	B	C (cm)
Ø 30	57	43

Height dimensions are variable as the cloth is handcrafted.

**Materials**  
Shade - 100% Egyptian mercerized cotton, dyed using Oeko-Tex Standard 100 certified dyes.  
Pendant frame - Standard finish brass plated.  
Base and upright - Standard finish raw brass.

**Pattern Finishes**  
• Solid • Double Cloth Edge

**Details**  
Includes push switch and 1.5 meter cable.

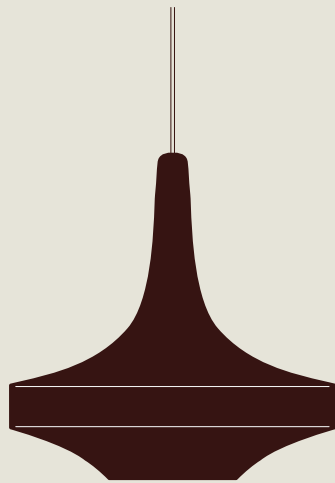
**Bulb Fitting and Type**  
E12/E14 max 4w bulb LED.



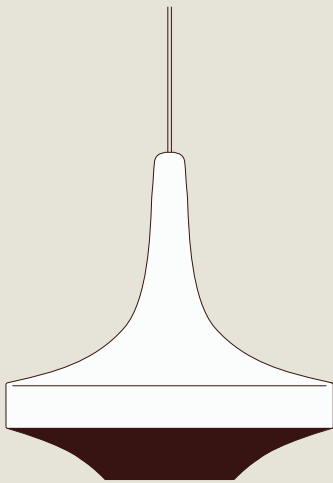


Be subtle or bold with our Colour Block, Ombré and Pattern choices.

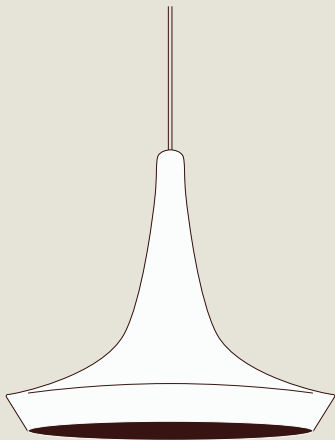
**Solid**  
Available for all pendants



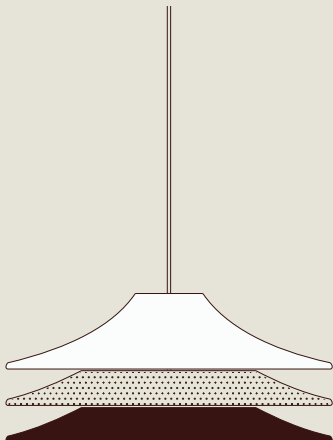
**Colour Block**  
Available for:  
Glück, Monika, Sonne  
Simple Shade 02, 03  
DC Simple Shade 01, 02, 03  
DC Beret Simple Shade  
Jupe Solitaire  
Solitaire 01, 02, 03  
Totem Solitaire



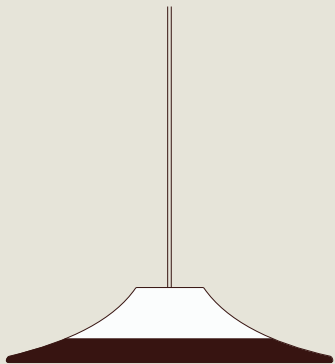
**Double Cloth Edge**  
Available for:  
V2 Glück  
Vex  
Cave



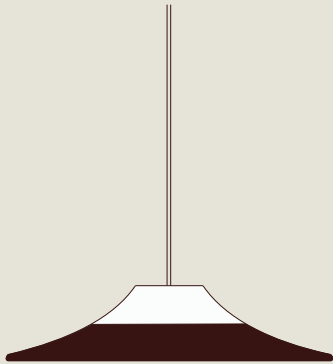
**Ombré**  
Available for:  
Simple Shade 03  
DC Simple Shade 03  
Jupe Solitaire  
Solitaire 03



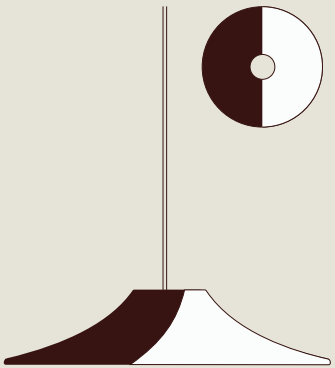
**Trim**  
Available for:  
Simple Shade 01, 02, 03  
DC Simple Shade 01, 02, 03



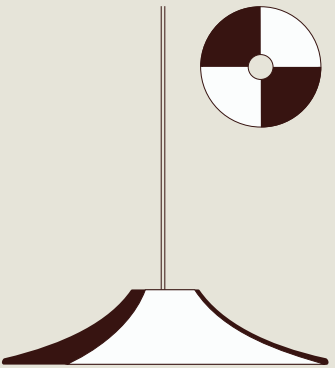
**Deep Trim**  
Available for:  
Simple Shade 01  
DC Simple Shade 01




**Demi**  
Available for:  
Simple Shade 01  
DC Simple Shade 01  
DC Beret Simple Shade  
Jupe Solitaire  
Solitaire 01, 02, 03  
Totem Solitaire



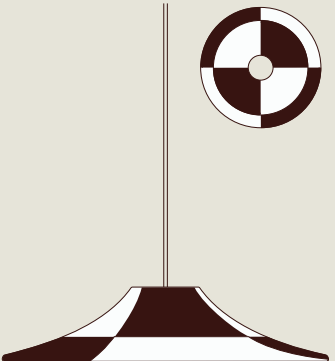
**Harlequin**  
Available for:  
Simple Shade 01  
DC Simple Shade 01  
DC Beret Simple Shade  
Jupe Solitaire  
Solitaire 01, 02, 03  
Totem Solitaire



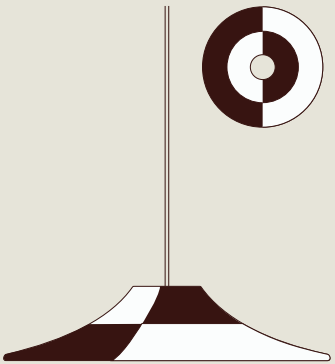
**Demi Trim**  
Available for:  
Simple Shade 01  
DC Simple Shade 01



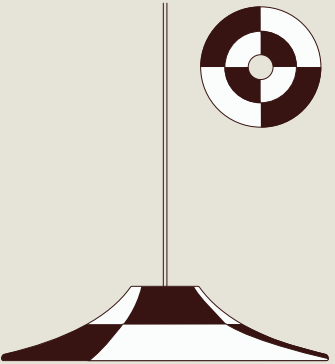
**Harlequin Trim**  
Available for:  
Simple Shade 01  
DC Simple Shade 01



**Demi Deep Trim**  
Available for:  
Simple Shade 01  
DC Simple Shade 01



**Harlequin Deep Trim**  
Available for:  
Simple Shade 01  
DC Simple Shade 01





COLOUR COLLECTION  
NEUTRALS

100% Egyptian mercerized cotton  
Oeko-Tex Standard 100 certified dyes

\*Colour swatches available to order



Milk 292



Chalk 504



Ecrú 291



Cloud 560




Down Grey 374



Putty 363



Powder 644



Rosa 575


Our pendants are made using Naomi's signature mercerized cotton cord developed by the Naomi Paul Studio.

The yarn is first spun and dyed in Italy before being knitted into the tensioned cable yarn in Lancashire. The dyed cotton yarn is Oeko-Tex certified which guarantees the safety of a non-toxic and hypo-allergenic product.

COLOUR COLLECTION  
MARL

100% Egyptian mercerized cotton  
Oeko-Tex Standard 100 certified dyes

\*Colour swatches available to order



Putty 363 + Ecrú 291 Marl



Down Grey 374 + Ecrú 291 Marl



Nut 436 + Chalk 504 Marl



Storm 578 + Chal 504 Marl



Midnight 346 + Chalk 504 Marl




Russet 584 + Chalk 504 Marl



Deepsea 416 + Ecrú 291 Marl



Marsh 367 + Chalk 504 Marl



Green Gold 408 + Ecrú 291 Marl




COLOUR COLLECTION  
ACCENTS

100% Egyptian mercerized cotton  
Oeko-Tex Standard 100 certified dyes


\*Colour swatches available to order




Olive 306



Green Gold 408



Storm 578




Rust 421



Marsh 367




Russet 583



Midnight 346



Nut 436




Deepsea 416

COLOUR COLLECTION  
CELESTE

100% Egyptian mercerized cotton  
Oeko-Tex Standard 100 certified dyes


\*Colour swatches available to order




Clementine 582



Pistache 433




Bud 577



Cacao 441




Barley 296




Violette 324



FRAMEWORK



Brass hand bent wire framework example on Sonne Ø60cm Pendant.



Brass lasercut framework example on DC SS03 Ø100cm Pendant.

We use a combination of lasercut and fine hand bent wire frames within our lighting designs.

Each frame is crocheted into the body of the fabric, once complete the metalwork is just visible between the stitches on the outer rim of each shade, as shown in the images opposite.

Our metalwork is crafted for us in the UK by small scale specialist fabricators.

Custom finishes are available on request.



LACQUERED  
BRASS

Our standard finish



CORD SET OPTIONS

Our lighting is supplied with 3 core triple insulated braided round cable.  
Custom lengths available on request.

240v Braided Cord

Technical Standard:

Low Voltage European Directive  
No. 2014/35/UE  
Stranding of conductor:  
Flexible tinned copper conductor  
Insulation: 180 °C FEP insulation

Cord Assembly:  
The cores are twisted together  
Outer Sheath:  
Clear 90 °C PVC sheath  
Textile Braid:  
Polyester or Viscose Rayon

Colour

1. White


2. Ivory

3. Nut

4. Brass
5. Grey

6. Olive

7. Navy



USA UL Braided Cord

Technical Standard:

UL Listed E471255  
SVT-B Flexible Electrical Wire  
3 conductors, 18 gauge  
1/4" overall cord diameter  
Indoor Use  
VW-1 Flame Rating  
Temp -20°C to +105°C

Cord Assembly:  
Outer Sheath: PVC  
Textile Braid: Rayon



Our pendants are supplied with braided cord, a ceiling canopy and bulb socket cover.  
Custom finishes and sizes are available on request.

Ceiling Canopy

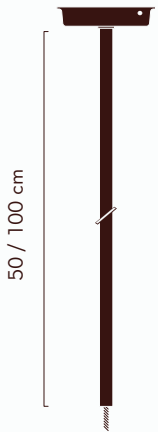
Standard finish - White / Raw Brass  
Ø12.5 cm x H 2 cm



Suspension Rod

\*Available with select pendants.

Standard finish - Raw Brass  
Ø12 mm x 50 / 100 cm.  
Custom lengths available.



Bulb Socket Cover

Standard finish - Raw Brass  
E12/E14 & E26/E27



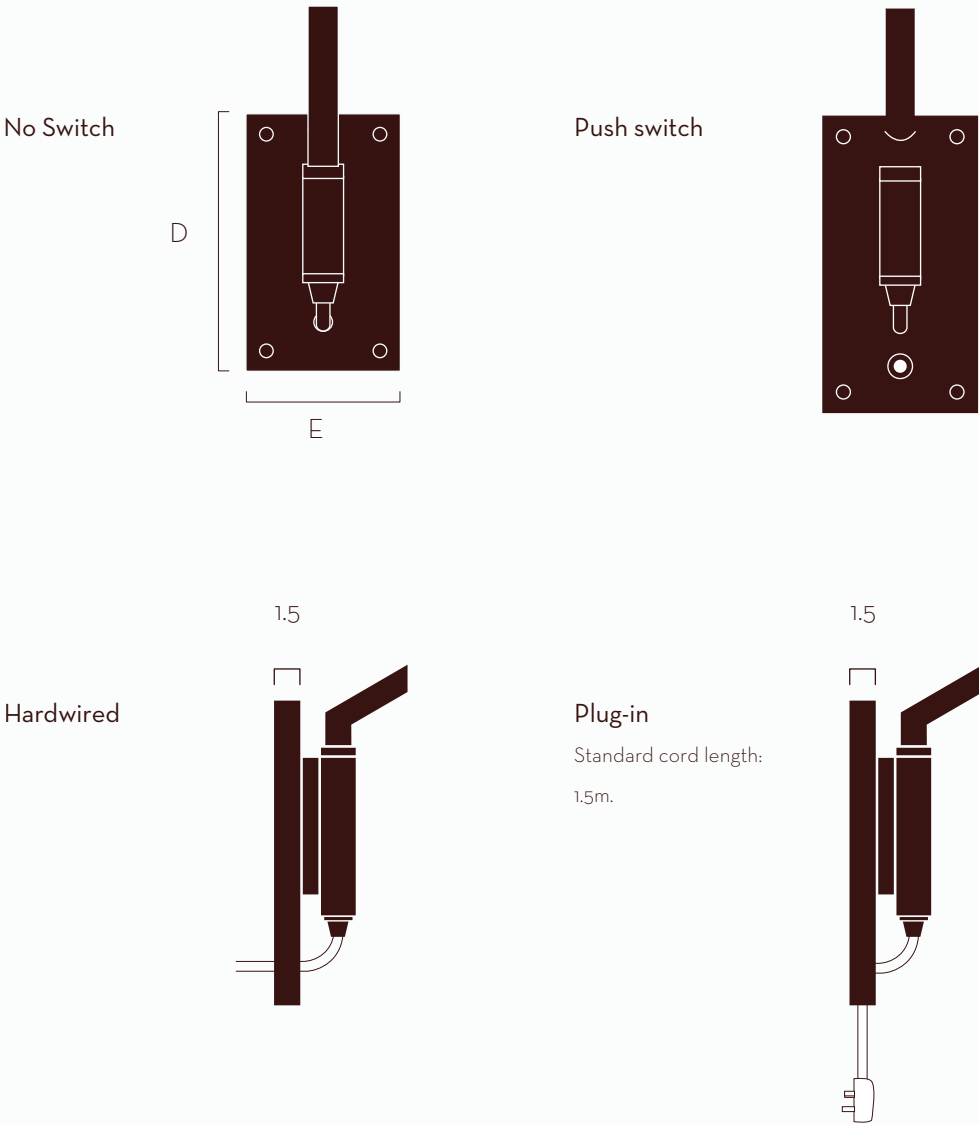


WALL LIGHT WIRING OPTIONS

Our Wall lights are fabricated in solid brass, which we hand brush and wax to allow a gradual patina over time. Custom finishes available on request.



Wiring Options



Backplate Dimensions

Short	Switch	D x E (cm)
	No switch	11 x 8
	Push switch	13 x 8

Long	Switch	D x E (cm)
	No switch	15 x 8
	Push switch	17 x 8





Naomi Paul's lighting designs are unique. Iconic silhouettes combine with functional integrity. Together with her highly skilled team, the studio is dedicated to perfection.

Collaborating with internationally renowned architects and interior designers, Naomi Paul's designs transform spaces into exceptional places.





Lighting for Gentle Living

## CONTACT US

[enquiries@naomipaul.co.uk](mailto:enquiries@naomipaul.co.uk)  
+44 20 8556 8387

Visits to our London studio can be made by appointment.



