

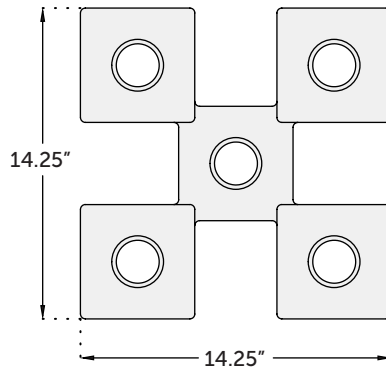
TETRA V - FLUSH MOUNT

DUNN

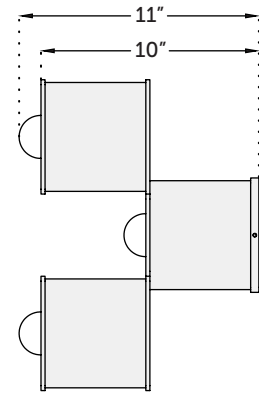
DESCRIPTION

Inspired by 90s puzzle video games, the Tetra V combines playfulness with contemporary elegance as a flush mount lighting fixture with striking geometry. Drawing from its Greek origins, "tetra" meaning four, refers to the fixture's square geometry. Comprising five cube-shaped housings sandwiched between plates consisting of intersecting squares, it offers a visually intriguing composition of positive and negative space. Exposed bulbs peek out from the surface creating a captivating array of light.

FRONT VIEW



SIDE VIEW



DETAILS

Lead Time | 10–12 Weeks

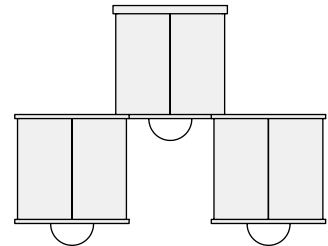
Materials | Mixed metals

Weight | 12.5 lbs

Dimensions | 10" Height (without bulb) x 14.25" Width x 14.25" Depth

Lamping | 120V/60Hz, E26 Socket, 60W max

Made In | USA



FINISH AND SIZE OPTIONS



TET-V-FM-B
Brushed Brass Housing
Black Poppy Plates



TET-V-FM-N
Brushed Nickel Housing
Black Poppy Plates



TET-V-FM-CC
Country Cream Housing
Black Poppy Plates



TET-V-FM-BP
Black Poppy Housing
Black Poppy Plates



TET-V-FM-CPC
Custom Powder Coat
Black Poppy Plates

BULBS

For use with E26 base G16.5 or A15 bulb. Sold separately. Please visit our website for details. Many different styles of bulbs work with our fixtures. Please refer to the lamping specifications to determine compatibility.

CUSTOMIZATION



Custom powder coat colors and custom multi-cube configurations. Please inquire for options and pricing.

Finish samples sold online.

(401)-400-0206
info@studiodunn.com
www.studiodunn.com

Each piece is built to order.

310 Bourne Ave
Building #1
Rumford, RI 02916

Designed by Studio DUNN, 2024

For quotes & custom inquiries
please contact Studio DUNN:
info@studiodunn.com